



AL BAYAN MAG

العدد ٦٢٥ • السنة الرابعة والخمسون • كانون الأول (ديسمبر) ٢٠٢٢
AL BAYAN ECONOMIC • ISSUE N° 625 • 54 YEARS • DECEMBER 2023

MENA INSURERS, REINSURERS AND REINSURANCE BROKERS 2022 RANKING

مراتب شركات التأمين وإعادة التأمين والوساطة
في منطقة مينا للعام ٢٠٢٢

This part is sponsored by

APEX
Partner of Choice

هذا الجزء يصدر برعاية

AL BAYAN EXCLUSIVE



Behind every trip, stands an entire team of Assistance.



ISA ASSIST
Happy to Assist

From the Editor

As we reflect on another uniquely challenging year – a period of profound change in the insurance industry coupled with the ongoing unstable conditions – it is truly remarkable how much the industry players have accomplished. No doubt that they have sought to adapt and thrive in a rapidly evolving digital economy, and they continued to execute a strategy designed to meet the ever-changing needs and demands of their customers. They have grown their strong base of talented people, evolved existing capabilities, and invested in faster-growing disciplines, technologies and data platforms that support their entire portfolio; thus, transforming their organization. All this paid off and their strong performance and results reflect that.

Twenty two years ago, we handled to assemble and publish about this time of the year a SPECIAL ISSUE covering the results reported by the industry players including Insurers, Reinsurers and Brokers in the MENA region, and the rank each of those players had reached, whether in premium, asset, equity or profit.

With the unconditional support we have received from APEX, Reinsurance Brokers who are based in Amman, Jordan and managed by Mr. **ZUHAIR AL ATOUT**, who sponsored this special issue, as well as from all the supporters of AL BAYAN MAGAZINE, we managed to bring about this unique issue which proved to be instrumental to the industry, not only in the MENA region but across the entire insurance markets in the whole world.

It is worth mentioning that the tumultuous situation in some countries of the MENA region made it difficult for us to get updated data from some of the parties concerned in those countries, so we hope that our readers will understand and appreciate that.

We are keeping our fingers crossed and hoping that the tragedy will come to an end and peace will return so that all players will be able to resume their activity in full scale in the near future, and looking forward to issuing further editions in better years to come.

Emile Zakhour
Editor in Chief



AL BAYAN
THE LEADING ARAB ECONOMIC MAGAZINE

اسبوعية تصدر شهريا مؤقتا
تأسست عام ١٩٧٠
تصدر عن شركة البيان
للطباعة والنشر والتوزيع

المؤسس انطوان زخور

Editor in Chief :
Emile ZAKHOUR

المستشار القانوني: مكتب المحامي كمال ابو ظهر

France: + 33 6 52379992
+ 33 6 45683951
United Arab Emirates: + 971 50 2984858

HEAD OFFICE: SHMEISANI - JORDAN

www.albayanmagazine.com
info@albayanmagazine.com

Available on



press reader
— connecting people through news —



الاشتراك السنوي: ٢٥٠ دولار اميركي

SUBSCRIPTION FEES: US\$ 250

ثمن النسخة: الاردن ٥ دينار، قطر ٢٥ ريال، السعودية ٢٥ ريالاً، الكويت ٢ دينار، الامارات ٢٥ درهماً، البحرين ٢ دينار، سلطنة عمان ٣ ريال، مصر ٣٠ جنيهات، العراق ٦ ديناراً، السودان ٢ جنيهات، ليبيا ٧ دنائير، المغرب ٦٠ درهماً، لبنان ١,٥٠ USD، U.K. 3,5 Stg, FRANCE 5 EURO

USA 7 US \$ GERMANY 5 EURO ,CYPRUS 3

توزيع: شركة شرق الاوسط لتوزيع المطبوعات


كافة الآراء الواردة في المقالات تخص كاتبها ولا تعكس بالضرورة رأي مجلة «البيان الاقتصادية»

MENA INSURANCE COS RANKED BY PREMIUM WRITTEN - YEAR 2022

(US\$000)

| Rank | Company Name | Country | Premium Written 2022 | Premium Written 2021 | Assets 2022 | Assets 2021 | Shareholders Equity 2022 | Shareholders Equity 2021 | Net Profit 2022 | Net Profit 2021 | Roe (%) | Rating |
|------|-----------------------------|---------|----------------------|----------------------|-------------|-------------|--------------------------|--------------------------|-----------------|-----------------|---------|-------------------|
| 001 | TAWUNIYA | KSA | 3,826,570 | 2,724,960 | 5,044,000 | 3,902,140 | 893,600 | 787,450 | 104,270 | 71,080 | 11.7 | A (S&P) |
| 002 | BUPA ARABIA | KSA | 3,705,840 | 3,035,250 | 3,816,120 | 3,306,430 | 1,151,430 | 1,116,280 | 230,020 | 166,820 | 20.0 | - |
| 003 | GULF INS GRP (GIG) | KUWAIT | 2,740,000 | 1,808,890 | 4,400,000 | 4,488,100 | 748,200 | 631,350 | 125,540 | 165,660 | 16.8 | A (AM Best) |
| 004 | QATAR INSURANCE | QATAR | 2,705,600 | 2,725,700 | 10,482,170 | 12,003,080 | 1,762,900 | 2,340,100 | -174,950 | 173,160 | -9.9 | A (S&P) |
| 005 | ORIENT | UAE | 1,654,150 | 1,364,520 | 3,202,480 | 2,870,120 | 1,089,440 | 1,034,270 | 142,040 | 129,730 | 13.0 | A (S&P) |
| 006 | ADNIC | UAE | 1,396,600 | 1,162,780 | 2,720,840 | 2,345,040 | 732,400 | 771,520 | 102,970 | 109,500 | 14.1 | A (S&P) |
| 007 | DAMAN HEALTH ⁽¹⁾ | UAE | 1,370,000 | 1,370,000 | 2,300,000 | 2,300,000 | 690,000 | 690,000 | N/A | N/A | - | - |
| 008 | SUKOON | UAE | 1,196,150 | 964,290 | 2,501,310 | 2,061,340 | 670,440 | 607,320 | 60,930 | 56,170 | 9.1 | A (AM Best) |
| 009 | WAFI | MOROCCO | 982,890 | 972,510 | 4,987,520 | 4,678,100 | 629,200 | 610,680 | 60,110 | 53,010 | 9.6 | - |
| 010 | RAJHI TAKAFUL | KSA | 925,360 | 735,890 | 1,446,980 | 1,237,690 | 348,590 | 338,020 | 23,900 | 26,250 | 6.9 | - |
| 011 | RMA | MOROCCO | 761,420 | 724,300 | 4,100,000 | 4,105,000 | 657,000 | 657,300 | 89,000 | 89,610 | 13.5 | - |
| 012 | MEDGULF / KSA | KSA | 761,230 | 596,330 | 1,075,200 | 1,100,080 | 176,980 | 216,070 | -86,390 | -36,160 | -48.8 | - |
| 013 | WALAA | KSA | 704,520 | 623,690 | 1,302,000 | 919,250 | 282,500 | 216,170 | -7,290 | -28,130 | -2.6 | B++(AM Best) |
| 014 | MUTUELLE TAAMIN CHAABI | MOROCCO | 692,500 | 675,000 | N/A | N/A | N/A | N/A | N/A | N/A | - | - |
| 015 | AXA MAROC | MOROCCO | 568,300 | 595,710 | 2,200,000 | 2,220,000 | 560,000 | 563,100 | 36,000 | 36,100 | 6.4 | A (AM Best) |
| 016 | SANLAM | MOROCCO | 561,390 | 529,950 | 2,273,420 | 2,213,560 | 493,220 | 470,840 | 24,000 | 24,340 | 4.9 | - |
| 017 | MISR INSURANCE | EGYPT | 552,000 | 614,090 | 2,199,000 | 2,442,960 | 1,093,000 | 1,215,440 | N/A | 144,440 | - | B++(AM Best) |
| 018 | ATLANTA SANAD | MOROCCO | 517,210 | 581,960 | 2,058,540 | 2,321,290 | 364,270 | 399,730 | 39,210 | 49,010 | 10.8 | - |
| 019 | MISR LIFE | EGYPT | 498,200 | 511,110 | 3,186,410 | 2,500,000 | 823,150 | 687,500 | 122,150 | 100,000 | 14.8 | BBB+(AM Best) |
| 020 | gig SAUDI | KSA | 417,940 | 387,860 | 776,280 | 797,620 | 258,780 | 262,640 | 24,890 | 44,470 | 9.6 | A+(AM Best) Group |
| 021 | DOHA INSURANCE GROUP | QATAR | 408,030 | 307,800 | 909,830 | 825,950 | 317,640 | 326,570 | 28,040 | 20,120 | 8.8 | A- (S&P) |
| 022 | DUBAI | UAE | 400,320 | 334,000 | 732,140 | 574,000 | 186,410 | 172,000 | 25,120 | 22,000 | 13.5 | A- (AM Best) |
| 023 | AHLEIA / KUWAIT | KUWAIT | 370,000 | 371,050 | 1,323,770 | 1,211,000 | 472,290 | 426,480 | 58,360 | 45,500 | 12.4 | A- (S&P) |
| 024 | ALLIANZ (LIFE) | EGYPT | 325,000 | 321,070 | 798,300 | 887,050 | 89,780 | 99,760 | N/A | 29,290 | - | - |
| 025 | AL ETIHAD | KSA | 313,800 | 230,800 | 482,840 | 434,410 | 150,740 | 147,830 | 13,550 | 12,920 | 9.0 | - |
| 026 | EMIRATES INS. | UAE | 309,630 | 304,700 | 759,500 | 808,230 | 313,300 | 319,550 | 19,550 | 19,340 | 6.2 | - |
| 027 | SALAMA / UAE | UAE | 304,720 | 296,480 | 1,109,000 | 1,299,200 | 220,610 | 229,750 | 11,570 | 13,130 | 5.2 | BBB- (S&P) |
| 028 | ARABIAN SHIELD | KSA | 295,010 | 148,850 | 714,310 | 306,300 | 297,150 | 130,330 | 7,450 | 6,980 | 2.5 | - |
| 029 | QLM | QATAR | 288,150 | 282,120 | 499,740 | 532,710 | 154,750 | 169,830 | 22,800 | 29,170 | 14.7 | A- (S&P) |
| 030 | WATANIYA / KSA | KSA | 277,980 | 240,560 | 512,550 | 374,310 | 101,450 | 56,320 | -4,900 | -14,530 | -4.8 | - |
| 031 | SAICO / KSA | KSA | 277,180 | 207,350 | 389,770 | 361,450 | 68,780 | 78,060 | -7,990 | -16,700 | -11.6 | - |
| 032 | GIG BAHRAIN | BAHRAIN | 274,800 | 246,640 | 553,630 | 618,090 | 116,100 | 115,430 | 12,990 | 11,500 | 11.2 | A- (AM Best) |
| 033 | METLIFE / EGYPT | EGYPT | 265,160 | 260,120 | 477,160 | 530,180 | 67,710 | 77,460 | N/A | 23,100 | - | - |
| 034 | MALATH | KSA | 251,830 | 251,230 | 365,900 | 348,360 | 89,720 | 99,090 | -7,550 | -19,420 | -8.4 | BBB+ (S&P) |
| 035 | AL AIN AL AHLIA | UAE | 251,620 | 328,440 | 733,170 | 813,530 | 358,800 | 354,240 | 17,210 | 22,670 | 4.8 | A3 (Moody's) |
| 036 | ARABIA / LEBANON | LEBANON | 249,400 | 196,100 | 811,080 | 645,440 | 116,260 | 161,800 | 7,610 | 7,940 | 6.5 | B+(AM Best) |
| 037 | UNION / UAE | UAE | 236,600 | 245,260 | 514,000 | 544,420 | 69,170 | 64,170 | 5,210 | 3,600 | 7.5 | B++(AM Best) |
| 038 | BUHAIRA NATIONAL | UAE | 226,890 | 245,590 | 580,460 | 535,330 | 169,410 | 185,530 | -9,400 | 6,800 | -5.5 | BB+ (S&P) |
| 039 | ALLIANZ SAUDI FRANSI | KSA | 226,210 | 203,500 | 677,000 | 688,900 | 187,150 | 187,240 | 7,480 | 4,400 | 4.0 | - |
| 040 | ACIG | KSA | 221,520 | 158,030 | 241,260 | 167,160 | 43,930 | 8,960 | -5,530 | -27,730 | -12.6 | - |
| 041 | WATANIA TAKAFUL | UAE | 220,060 | 192,370 | 496,160 | 431,350 | 56,160 | 41,480 | -15,000 | 5,880 | -26.7 | - |
| 042 | WATANIA / UAE | UAE | 220,060 | 192,370 | 496,160 | 431,350 | 56,160 | 41,480 | -15,000 | 5,880 | -26.7 | - |
| 043 | UCA / KSA | KSA | 219,160 | 109,300 | 282,910 | 260,910 | 53,710 | 66,700 | -10,630 | -17,500 | -19.8 | - |
| 044 | SAA | ALGERIA | 215,100 | 206,500 | 710,570 | 725,500 | 314,890 | 300,100 | 22,940 | 19,600 | 7.3 | - |
| 045 | MCMA | MOROCCO | 214,030 | 194,900 | 1,900,000 | 1,901,000 | 240,000 | 246,200 | N/A | N/A | - | - |
| 046 | MAROCAINE VIE | MOROCCO | 213,900 | 234,000 | 650,000 | 671,000 | 42,000 | 48,000 | 8,800 | 10,100 | 21.0 | - |
| 047 | SALAMA / KSA | KSA | 211,230 | 124,680 | 204,260 | 163,880 | 10,110 | 25,730 | -14,750 | -29,970 | -145.9 | BBB- (S&P) |
| 048 | AXA LIFE | EGYPT | 210,650 | 210,630 | 503,160 | 559,070 | 45,000 | 50,000 | N/A | 11,020 | - | - |
| 049 | QATAR GENERAL | QATAR | 199,100 | 206,000 | 2,255,100 | 2,480,000 | 1,252,900 | 1,410,410 | -145,700 | 29,180 | -11.6 | B+ (AM Best) |
| 050 | ARABIA COOP | KSA | 195,520 | 112,620 | 416,500 | 180,100 | 59,250 | 57,510 | 3,410 | 1,140 | 5.8 | B++(AM Best) |
| 051 | CAAT | ALGERIA | 193,980 | 182,000 | 619,000 | 618,970 | 218,000 | 216,410 | 22,000 | 21,280 | 10.1 | - |
| 052 | LIVA / OMAN | OMAN | 191,720 | 169,270 | 1,244,000 | 508,080 | 328,850 | 172,710 | 7,770 | 23,920 | 2.4 | B++(AM Best) |
| 053 | BANKERS ⁽¹⁾ | LEBANON | 180,100 | 180,100 | 326,920 | 326,920 | 80,720 | 80,720 | 12,170 | 12,170 | 15.1 | B++(AM Best) |
| 054 | NGI | UAE | 177,180 | 176,000 | 414,150 | 430,000 | 144,150 | 150,000 | 14,610 | 19,000 | 10.1 | A- (AM Best) |
| 055 | SAGR NATIONAL / UAE | UAE | 172,700 | 136,400 | 309,550 | 294,720 | 70,000 | 70,000 | -1,360 | -17,150 | -1.9 | A+ (S&P) |
| 056 | DHOFAR | OMAN | 166,030 | 140,100 | 366,160 | 352,100 | 76,720 | 70,400 | 9,800 | 6,600 | 12.8 | - |
| 057 | KUWAIT INSURANCE | KUWAIT | 163,720 | 155,030 | 688,400 | 655,060 | 418,240 | 389,120 | 136,610 | 37,800 | 32.7 | A- (AM Best) |
| 058 | GULF UNION AL AHLIA | KSA | 146,250 | 152,670 | 320,460 | 303,620 | 92,600 | 34,650 | 1,210 | -37,120 | 1.3 | - |
| 059 | ORIENT TAKAFUL | UAE | 144,750 | 109,370 | 291,470 | 225,590 | 65,060 | 56,860 | 8,200 | 4,200 | 12.6 | - |
| 060 | GIG / JORDAN | JORDAN | 141,280 | 126,420 | 194,460 | 180,230 | 68,300 | 66,280 | 10,310 | 17,280 | 15.1 | B++(AM Best) |
| 061 | ALLIANZ / MOROCCO | MOROCCO | 140,110 | 143,000 | N/A | N/A | N/A | N/A | N/A | N/A | - | A (AM Best) |

وييآك



Kuwait, Sharq - Dhow Tower
P.O.Box 763 Dasman 15458 Kuwait
Tel.: (965) 18 777 18
info@burgantakaful.com
www.burgantakaful.com



| Rank | Company Name | Country | Premium Written 2022 | Premium Written 2021 | Assets 2022 | Assets 2021 | Shareholders Equity 2022 | Shareholders Equity 2021 | Net Profit 2022 | Net Profit 2021 | Roe (%) | Rating |
|------|----------------------------|-----------|----------------------|----------------------|-------------|-------------|--------------------------|--------------------------|-----------------|-----------------|---------|----------------|
| 062 | CASH | ALGERIA | 137,680 | 116,940 | 529,940 | 456,450 | 107,050 | 99,190 | 8,640 | 7,480 | 8.1 | - |
| 063 | WARBA | KUWAIT | 132,820 | 111,160 | 321,870 | 400,370 | 125,920 | 132,280 | 10,110 | 7,540 | 8.0 | BBB (S&P) |
| 064 | QATAR ISLAMIC INS. GROUP | QATAR | 128,390 | 117,750 | 358,750 | 316,000 | 125,350 | 116,710 | 27,780 | 22,810 | 22.2 | B++(AM Best) |
| 065 | SAGR COOP / KSA | KSA | 126,740 | 116,880 | 196,760 | 226,390 | 33,670 | 55,790 | -18,370 | -19,390 | -54.6 | BBB (S&P) |
| 066 | RAK / UAE | UAE | 125,510 | 125,170 | 198,500 | 217,120 | 39,500 | 55,230 | -9,480 | 2,860 | -24.0 | BBB+ (S&P) |
| 067 | TRUST / PALESTINE | PALESTINE | 124,000 | 111,940 | 214,130 | 218,250 | 62,850 | 60,250 | 3,870 | 2,600 | 6.2 | - |
| 068 | MEDGULF / LEBANON | LEBANON | 123,630 | 127,860 | 307,000 | 307,000 | 90,690 | 90,690 | 7,000 | 7,000 | 7.7 | - |
| 069 | STAR | TUNISIA | 123,580 | 126,560 | 463,440 | 467,960 | 119,280 | 123,270 | 9,440 | 7,240 | 7.9 | - |
| 070 | SOLIDARITY | BAHRAIN | 121,840 | 83,400 | 262,260 | 191,450 | 86,400 | 78,930 | 12,020 | 8,720 | 13.9 | - |
| 071 | Abu Dhabi National Takaful | UAE | 121,820 | 100,900 | 375,640 | 369,990 | 133,720 | 140,610 | 4,960 | 24,000 | 3.7 | A- (AM Best) |
| 072 | LIVA | KSA | 121,380 | 70,300 | 243,660 | 227,660 | 83,740 | 97,820 | -13,000 | -9,440 | -15.5 | - |
| 073 | CAAR | ALGERIA | 121,350 | 117,090 | 383,000 | 375,080 | 155,930 | 177,080 | 8,320 | 8,320 | 5.3 | - |
| 074 | MAMDA | MOROCCO | 120,490 | 125,410 | N/A | N/A | N/A | N/A | N/A | N/A | - | - |
| 075 | CAT | MOROCCO | 119,140 | 110,000 | 661,000 | 693,300 | 22,440 | 27,250 | N/A | N/A | - | BBB- (S&P) |
| 076 | FIDELITY | LEBANON | 118,420 | 108,890 | 195,280 | 196,790 | 24,230 | 32,810 | -6,340 | 5,430 | -26.2 | - |
| 077 | LIASSUREX | LEBANON | 118,140 | 135,570 | 419,330 | 478,670 | 73,730 | 73,730 | 4,060 | -2,560 | 5.5 | - |
| 078 | ALINMA TOKIO MARINE | KSA | 116,960 | 81,480 | 235,040 | 182,390 | 51,880 | 49,910 | 1,980 | -3,960 | 3.8 | - |
| 079 | MADINA TAKAFUL | OMAN | 116,240 | 114,730 | 318,180 | 318,150 | 57,020 | 59,100 | 2,760 | 2,490 | 4.8 | Ba 1 (Moody's) |
| 080 | FIDELITY UNITED | UAE | 115,010 | 104,430 | 219,190 | 154,760 | 38,180 | 27,380 | 200 | 2,190 | 0.5 | Baa3 (Moody's) |
| 081 | METLIFE | LEBANON | 114,340 | 122,890 | 607,390 | 627,920 | 78,640 | 62,620 | 21,030 | 9,740 | 26.7 | A+ (AM Best) |
| 082 | DUBAI NATIONAL | UAE | 114,200 | 82,100 | 340,600 | 292,930 | 184,700 | 184,970 | 12,020 | 15,360 | 6.5 | B++(AM Best) |
| 083 | JORDAN INSURANCE | JORDAN | 113,680 | 96,600 | 132,000 | 152,710 | 56,000 | 70,870 | 1,500 | 1,240 | 2.7 | B (AM Best) |
| 084 | UNITED / YEMEN | YEMEN | 112,520 | 120,100 | 60,000 | 57,190 | 27,000 | 25,270 | 10,110 | 10,110 | 37.4 | - |
| 085 | BNH | BAHRAIN | 111,300 | 105,740 | 334,960 | 316,150 | 179,940 | 174,640 | 18,550 | 17,770 | 10.3 | B++(AM Best) |
| 086 | KFH TAKAFUL | KUWAIT | 111,300 | 88,580 | 139,000 | 148,110 | 38,100 | 35,160 | 5,660 | 3,460 | 14.9 | Baa1 (Moody's) |
| 087 | ALJAZIRA TAKAFUL | KSA | 110,840 | 79,750 | 707,220 | 743,660 | 224,290 | 216,730 | 8,080 | 5,860 | 3.6 | - |
| 088 | BEEMA | QATAR | 107,850 | 100,990 | 486,620 | 394,810 | 160,080 | 155,260 | 27,810 | 27,560 | 17.4 | A-(AM Best) |
| 089 | GIG / EGYPT | EGYPT | 106,400 | 111,270 | 132,230 | 148,290 | 42,640 | 48,040 | 11,900 | 12,150 | 27.9 | B++(AM Best) |
| 090 | GULF GENERAL | KSA | 99,550 | 79,130 | 157,520 | 170,410 | 71,000 | 98,780 | -26,710 | -22,420 | -37.6 | - |
| 091 | ORIENT TAKAFUL | EGYPT | 99,110 | 95,090 | 118,510 | 161,480 | 34,300 | 48,970 | 7,270 | 10,100 | 21.2 | A+(AM Best) |
| 092 | ALLIANCE / UAE | UAE | 98,700 | 82,840 | 409,350 | 374,440 | 149,010 | 146,760 | 10,500 | 11,200 | 7.0 | A- (AM Best) |
| 093 | BURUJ | KSA | 98,360 | 77,550 | 242,190 | 247,080 | 105,280 | 118,000 | -8,700 | 4,300 | -8.3 | - |
| 094 | ALLIANZ P&C / EGYPT | EGYPT | 98,160 | 70,400 | 102,470 | 113,860 | 31,140 | 34,610 | N/A | 8,780 | - | - |
| 095 | TAKAFUL EMARAT | UAE | 96,570 | 159,110 | 243,290 | 296,000 | 34,200 | 33,540 | 670 | -1,820 | 2.0 | - |
| 096 | CNMA | ALGERIA | 96,380 | 90,650 | 272,000 | 271,200 | 124,400 | 122,840 | 11,450 | 11,120 | 9.2 | - |
| 097 | AROPE / LEBANON | LEBANON | 95,500 | 87,650 | 441,000 | 441,000 | 159,580 | 159,580 | 3,130 | 3,130 | 2.0 | - |
| 098 | OMAN QATAR | OMAN | 93,920 | 79,910 | 194,000 | 196,000 | 59,500 | 54,100 | 7,500 | 8,200 | 12.6 | A(S&P) QICGRP |
| 099 | METHAQ TAKAFUL | UAE | 89,230 | 82,100 | 212,430 | 207,060 | 26,900 | 23,090 | 3,720 | -2,060 | 13.8 | - |
| 100 | KHALEEJ TAKAFUL | QATAR | 87,400 | 83,000 | 269,880 | 267,000 | 150,930 | 145,000 | 12,350 | 11,000 | 8.2 | BBB+ (S&P) |
| 101 | DHAFRA | UAE | 86,500 | 85,700 | 308,860 | 305,000 | 123,000 | 126,200 | 9,210 | 10,530 | 7.5 | B++(AM Best) |
| 102 | SNA | LEBANON | 85,000 | 130,520 | 503,200 | 503,200 | 39,700 | 39,700 | 11,990 | 11,990 | 30.2 | - |
| 103 | WATHBA NATIONAL | UAE | 83,450 | 86,000 | 463,000 | 500,000 | 270,300 | 265,000 | 11,080 | 45,000 | 4.1 | BBB- (S&P) |
| 104 | OMAN UNITED | OMAN | 83,010 | 85,090 | 282,310 | 282,840 | 78,420 | 80,160 | 7,170 | 10,300 | 9.1 | - |
| 105 | IRAQ GENERAL | IRAQ | 82,530 | 72,300 | 84,880 | 76,340 | N/A | N/A | 8,260 | 7,490 | - | - |
| 106 | SECURITE | LEBANON | 82,160 | 60,400 | 163,880 | 80,750 | 62,670 | 25,300 | 44,040 | 1,200 | 70.3 | - |
| 107 | TAKAFUL OMAN | OMAN | 82,030 | 69,310 | 180,720 | 172,740 | 47,520 | 76,170 | -2,220 | 1,980 | -4.7 | - |
| 108 | LIBYA | LIBYA | 82,000 | 77,200 | 308,800 | 301,090 | 59,440 | 57,350 | 5,500 | 4,100 | 9.3 | - |
| 109 | MATU | MOROCCO | 81,340 | 71,400 | 220,250 | 224,250 | 7,710 | 7,680 | - | - | - | - |
| 110 | CHUBB ARABIA | KSA | 80,980 | 77,500 | 238,500 | 215,790 | 97,220 | 95,970 | 3,160 | 3,610 | 3.3 | - |
| 111 | COMAR | TUNISIA | 80,500 | 80,970 | 204,000 | 205,100 | 71,800 | 73,130 | 10,100 | 14,700 | 14.1 | - |
| 112 | FIRST (SOLIDARITY GROUP) | JORDAN | 79,020 | 65,730 | 90,040 | 82,980 | 48,950 | 48,050 | 2,840 | 2,940 | 5.8 | B++(AM Best) |
| 113 | LIBANO SUISSE | LEBANON | 78,000 | 77,510 | 205,000 | 204,300 | 46,100 | 43,600 | N/A | N/A | - | - |
| 114 | MAGHREBIA | TUNISIA | 76,770 | 69,220 | 336,410 | 295,880 | 57,760 | 49,350 | 11,950 | 10,610 | 20.7 | - |
| 115 | INSURANCE HOUSE | UAE | 76,640 | 56,490 | 125,300 | 105,080 | 39,800 | 40,600 | 1,190 | 2,590 | 3.0 | - |
| 116 | GAT | TUNISIA | 75,400 | 75,800 | 170,080 | 214,520 | 30,540 | 28,830 | 7,820 | 7,930 | 25.6 | - |
| 117 | ASTREE | TUNISIA | 75,000 | 64,890 | 170,000 | 172,100 | 53,200 | 53,610 | 6,500 | 7,290 | 12.2 | - |
| 118 | SUEZ CANAL | EGYPT | 74,100 | 70,950 | 112,000 | 111,380 | 19,200 | 17,530 | 2,800 | 2,200 | 14.6 | B-(AM Best) |
| 119 | CAC | YEMEN | 72,730 | 45,350 | 18,800 | 18,800 | 15,800 | 15,800 | 3,800 | 3,800 | 24.1 | - |
| 120 | BUPA / EGYPT | EGYPT | 71,490 | 70,850 | 91,880 | 102,090 | 34,600 | 38,460 | N/A | 4,110 | - | - |
| 121 | AXA ME / LEBANON | LEBANON | 70,180 | 90,370 | 132,690 | 185,580 | 23,590 | 24,430 | 1,930 | 30 | 8.2 | AA-(AXA GROUP) |
| 122 | NATIONAL / IRAQ | IRAQ | 70,110 | 62,200 | 226,880 | 196,280 | 160,000 | 151,010 | 11,150 | 8,430 | 7.0 | - |
| 123 | AMAN / UAE ⁽⁶⁾ | UAE | 69,080 | 67,970 | 346,980 | 365,340 | 21,170 | 23,220 | -2,770 | 3,350 | -13.1 | - |
| 124 | BIAT | TUNISIA | 66,300 | 59,400 | 218,000 | 204,100 | 25,400 | 23,700 | 6,300 | 5,600 | 24.8 | - |
| 125 | GIG TAKAFUL INT'L | BAHRAIN | 66,040 | 65,740 | 122,480 | 120,810 | 32,130 | 30,860 | 4,510 | 4,250 | 14.0 | - |
| 126 | FUJAIRAH NATIONAL | UAE | 64,770 | 65,940 | 186,810 | 176,500 | 80,300 | 92,470 | -4,280 | 5,090 | -5.3 | Baa2 (Moody's) |
| 127 | CIAR | ALGERIA | 64,400 | 62,040 | 171,870 | 171,870 | 46,030 | 46,030 | 8,600 | 8,600 | 18.7 | - |



It's good to know the past. Anticipating the future is even better.


Ever since 1951, we have been applying proven principles of risk management to protect our clients against whatever may be coming down the road towards them. We pride ourselves on the expert knowledge we have acquired over the years. But only for its value in reliably protecting our clients tomorrow.

Deutsche Rück. Reliable reinsurance.

| Rank | Company Name | Country | Premium Written 2022 | Premium Written 2021 | Assets 2022 | Assets 2021 | Shareholders Equity 2022 | Shareholders Equity 2021 | Net Profit 2022 | Net Profit 2021 | Roe (%) | Rating |
|------|-------------------------------------|-----------|----------------------|----------------------|-------------|-------------|--------------------------|--------------------------|-----------------|-----------------|---------|----------------------|
| 128 | MIDDLE EAST / JORDAN | JORDAN | 63,750 | 56,810 | 134,550 | 127,380 | 59,000 | 57,640 | 3,380 | 2,300 | 5.7 | B (AM Best) |
| 129 | PALESTINE INS. | PALESTINE | 63,540 | 54,110 | 90,510 | 83,130 | 15,350 | 15,560 | 3,200 | 2,610 | 20.8 | - |
| 130 | AL NISR AL ARABI | JORDAN | 63,400 | 66,800 | 184,760 | 174,630 | 29,550 | 32,210 | 4,270 | 4,120 | 14.5 | - |
| 131 | SEIB | QATAR | 62,000 | 41,000 | 98,000 | 93,000 | 31,000 | 32,500 | 1,000 | 120 | 3.2 | BBB (S&P) |
| 132 | gig EGYPT LIFE TAKAFUL | EGYPT | 61,700 | 62,800 | 83,690 | 97,680 | 13,460 | 18,230 | 1,850 | 2,640 | 13.7 | - |
| 133 | AMANA COOPERATIVE | KSA | 61,470 | 73,470 | 138,730 | 70,520 | 58,850 | 6,950 | -11,670 | -31,400 | -19.8 | - |
| 134 | AMI | TUNISIA | 61,010 | 49,600 | 188,240 | 170,000 | 24,450 | 23,300 | 1,790 | 620 | 7.3 | - |
| 135 | SAUDI ENAYA | KSA | 60,650 | 58,270 | 114,930 | 92,250 | 45,750 | 15,670 | -2,550 | -16,530 | -5.6 | - |
| 136 | AXA P&C EGYPT | EGYPT | 60,200 | 101,410 | 122,040 | 135,600 | 8,020 | 8,910 | N/A | -8,120 | - | - |
| 137 | UNION NATIONALE ⁽¹⁾ | LEBANON | 60,000 | 60,000 | 108,000 | 108,000 | 42,000 | 42,000 | 8,500 | 8,500 | 20.2 | B+ (AM Best) |
| 138 | TAKAFUL / PALESTINE | PALESTINE | 59,820 | 49,760 | 93,480 | 89,450 | 23,960 | 22,450 | 2,100 | 2,030 | 8.8 | - |
| 139 | QNB AL AHLI LIFE | EGYPT | 59,230 | 59,450 | 217,800 | 242,000 | 42,030 | 46,700 | N/A | 14,700 | - | - |
| 140 | EURO ARAB | JORDAN | 57,100 | 44,300 | 71,020 | 56,720 | 19,000 | 16,840 | 2,150 | 1,330 | 11.3 | - |
| 141 | EGYPTIAN TAKAFUL NON LIFE | EGYPT | 56,930 | 59,540 | 131,100 | 145,570 | 27,100 | 30,400 | N/A | 9,400 | - | - |
| 142 | MAROC ASSISTANCE INTL | MOROCCO | 56,900 | 62,100 | N/A | N/A | N/A | N/A | N/A | N/A | - | - |
| 143 | METLIFE / JORDAN | JORDAN | 56,200 | 51,200 | 101,400 | 101,400 | 20,200 | 20,170 | 5,500 | 5,780 | 27.2 | - |
| 144 | TRUST / LIBYA | LIBYA | 56,000 | 54,100 | 193,000 | 193,000 | 11,000 | 10,100 | 2,000 | 1,900 | 18.2 | - |
| 145 | ARABIA FALCON (AFIC) | OMAN | 55,960 | 49,570 | 175,460 | 185,820 | 52,450 | 52,980 | 2,730 | 4,360 | 5.2 | B+(AM Best) |
| 146 | GENERAL TAKAFUL ⁽¹⁾ | QATAR | 55,640 | 55,640 | 145,330 | 145,330 | 62,110 | 62,110 | 6,540 | 6,540 | 10.5 | B++ (AM Best) |
| 147 | NATIONAL / PALESTINE | PALESTINE | 55,100 | 59,610 | 131,040 | 139,330 | 46,290 | 46,710 | 3,870 | 3,110 | 8.4 | - |
| 148 | GLOBAL UNITED | PALESTINE | 54,600 | 44,730 | 77,810 | 76,150 | 23,680 | 22,500 | 2,290 | 3,420 | 9.7 | - |
| 149 | VISION ⁽⁹⁾ | OMAN | 54,330 | 50,250 | 146,000 | 136,890 | 35,770 | 34,600 | 2,400 | -4,660 | 6.7 | - |
| 150 | ROYAL | EGYPT | 53,140 | 51,000 | 70,200 | 78,020 | 15,210 | 16,900 | N/A | N/A | - | - |
| 151 | MAE | TUNISIA | 52,450 | 51,300 | 129,000 | 129,290 | 330,450 | 33,560 | 1,500 | 1,660 | 0.5 | - |
| 152 | CTAMA | TUNISIA | 52,230 | 50,270 | 100,600 | 101,000 | 17,500 | 18,300 | - | -1,400 | - | - |
| 153 | MASHREK / LEBANON | LEBANON | 51,800 | 43,500 | N/A | N/A | N/A | N/A | N/A | N/A | - | - |
| 154 | AHLIA / OMAN ⁽¹⁰⁾ | OMAN | 51,550 | 49,320 | 196,500 | 196,650 | 105,910 | 104,710 | 7,600 | 9,950 | 7.2 | A(AM Best) (RSA GRP) |
| 155 | BH ASSURANCE | TUNISIA | 51,480 | 51,110 | 141,960 | 132,460 | 28,100 | 27,900 | 4,260 | 4,490 | 15.2 | - |
| 156 | LLOYD TUNISIEN | TUNISIA | 50,730 | 49,770 | 167,000 | 166,230 | 31,060 | 30,790 | 2,420 | 2,240 | 7.8 | - |
| 157 | AFRICAN ⁽¹⁾ | LIBYA | 49,100 | 49,100 | 60,600 | 60,600 | 10,550 | 10,550 | - | - | - | - |
| 158 | TRUST / ALGERIA | ALGERIA | 47,910 | 43,450 | 72,000 | 72,000 | 31,900 | 31,900 | 2,400 | 2,400 | 7.5 | - |
| 159 | JERUSALEM | JORDAN | 46,840 | 34,880 | 58,600 | 51,610 | 20,980 | 20,560 | 2,330 | 1,850 | 11.1 | - |
| 160 | CARTE | TUNISIA | 46,500 | 46,180 | 140,130 | 143,180 | 46,890 | 44,740 | 3,200 | 3,010 | 6.8 | - |
| 161 | DELTA | EGYPT | 46,140 | 42,240 | 69,200 | 67,360 | 33,300 | 31,930 | 8,100 | 7,880 | 24.3 | - |
| 162 | MASHREQ / PALESTINE | PALESTINE | 45,370 | 39,850 | 81,260 | 78,370 | 21,220 | 17,620 | 3,240 | 1,070 | 15.3 | - |
| 163 | JOFICO | JORDAN | 45,000 | 46,200 | 55,720 | 52,550 | 17,100 | 18,260 | 1,450 | 1,120 | 8.5 | BB+ (AM Best) |
| 164 | ENAYA / KUWAIT | KUWAIT | 45,000 | 21,100 | 54,000 | 54,000 | 35,000 | 35,000 | N/A | N/A | - | - |
| 165 | ISLAMIC / JORDAN | JORDAN | 43,970 | 35,480 | 63,800 | 60,630 | 34,360 | 33,750 | 2,870 | 4,040 | 8.4 | A (Islamic R) |
| 166 | MEDGULF / UAE ⁽⁵⁾ | UAE | 43,210 | 43,210 | - | N/A | - | N/A | - | N/A | - | - |
| 167 | SHIEKAN ⁽¹⁾ | SUDAN | 41,100 | 41,100 | N/A | N/A | N/A | N/A | N/A | N/A | - | - |
| 168 | MOHANDES | EGYPT | 40,770 | 38,320 | 40,770 | 69,550 | 24,220 | 25,590 | 5,270 | 5,070 | 21.8 | - |
| 169 | ADIR / LEBANON | LEBANON | 40,500 | 44,420 | 315,000 | 315,000 | 30,030 | 30,030 | - | - | - | - |
| 170 | UNITED / JORDAN | JORDAN | 39,220 | 31,700 | 35,630 | 32,690 | 24,320 | 23,290 | 1,890 | 1,870 | 7.8 | - |
| 171 | MUSCAT | OMAN | 38,600 | 37,940 | 105,360 | 111,530 | 46,670 | 45,450 | 1,240 | 2,000 | 2.7 | - |
| 172 | ARABIA / JORDAN | JORDAN | 38,310 | 29,900 | 43,880 | 39,510 | 14,300 | 14,660 | -450 | 640 | -3.1 | B (AM Best) |
| 173 | ALLIANCE / ALGERIA | ALGERIA | 38,300 | 34,580 | 67,370 | 67,370 | 29,490 | 29,490 | 2,800 | 2,800 | 9.5 | - |
| 174 | WETHAQ TAKAFUL | EGYPT | 38,160 | 38,280 | 52,200 | 58,000 | 15,150 | 16,840 | N/A | 2,950 | - | - |
| 175 | BANCASSURANCE | LEBANON | 37,640 | 68,960 | 250,470 | 321,700 | 12,140 | 7,390 | 4,810 | N/A | 39.6 | - |
| 176 | GULF UNION / BAHRAIN ⁽²⁾ | BAHRAIN | 36,300 | 36,300 | 62,100 | 62,100 | 19,200 | 19,200 | N/A | N/A | - | - |
| 177 | ATTIJARI | TUNISIA | 36,100 | 46,100 | N/A | N/A | N/A | N/A | N/A | 3,910 | - | - |
| 178 | GROUPEMED (GMI) | LEBANON | 35,860 | 92,860 | 82,820 | 135,960 | 28,150 | 25,310 | 2,840 | 4,380 | 10.1 | - |
| 179 | ASCANA ⁽⁸⁾ | UAE | 35,300 | 33,490 | 126,020 | 133,220 | 68,550 | 84,400 | -8,170 | 1,760 | -11.9 | - |
| 180 | SHARQ ⁽¹⁾ | QATAR | 35,100 | 35,100 | 80,250 | 80,250 | 49,400 | 49,400 | 4,800 | 4,800 | 9.7 | BBB+ (S&P) |
| 181 | AJIG | JORDAN | 35,100 | 31,100 | 37,310 | 37,310 | 11,480 | 11,480 | - | -1,160 | - | - |
| 182 | AFRICA FIRST ASSIST | MOROCCO | 35,000 | 32,100 | N/A | N/A | N/A | N/A | N/A | N/A | - | - |
| 183 | DELTA | JORDAN | 34,810 | 26,330 | 49,030 | 44,240 | 15,490 | 14,630 | 880 | 200 | 5.7 | - |
| 184 | WATANIA / JORDAN | JORDAN | 33,940 | 27,940 | 46,230 | 40,740 | 17,350 | 16,080 | 1,560 | 1,300 | 9.0 | B (AM Best) |
| 185 | TAMKEEN | PALESTINE | 33,640 | 30,640 | 54,800 | 50,220 | 19,520 | 16,520 | 2,200 | 1,250 | 11.3 | - |
| 186 | GIG ALGERIA ⁽¹⁾ | ALGERIA | 33,300 | 33,300 | 58,000 | 58,000 | 18,000 | 18,000 | 2,400 | 2,400 | 13.3 | - |
| 187 | MAGHREBIA VIE | TUNISIA | 33,000 | 31,830 | 69,000 | 68,350 | 10,750 | 10,100 | 5,100 | 4,370 | 47.4 | - |
| 188 | WAFI IMA ASSISTANCE | MOROCCO | 32,870 | 28,200 | N/A | N/A | N/A | N/A | N/A | N/A | - | - |
| 189 | ZITOUNA TAKAFUL | TUNISIA | 32,170 | 30,210 | 87,830 | 81,060 | 16,800 | 16,250 | 2,350 | 2,820 | 14.0 | - |
| 190 | CARTE VIE | TUNISIA | 32,040 | 28,700 | N/A | N/A | N/A | N/A | N/A | 3,100 | - | - |
| 191 | ASIA | IRAQ | 31,610 | 30,330 | 46,330 | 46,330 | 25,530 | 24,000 | 1,700 | 1,620 | 6.7 | - |
| 192 | MEDGULF / JORDAN | JORDAN | 31,600 | 23,800 | 36,670 | 34,630 | 8,020 | 7,530 | 500 | 110 | 6.2 | - |
| 193 | SALAMA | ALGERIA | 31,100 | 31,020 | 100,640 | 96,200 | 33,780 | 33,980 | 3,160 | 3,280 | 9.4 | - |



الشركة المركزية لإعادة التأمين
COMPAGNIE CENTRALE DE RÉASSURANCE



**SERVING YOUR CHALLENGES,
SUPPORTING YOUR ACTIVITY**



| Rank | Company Name | Country | Premium Written 2022 | Premium Written 2021 | Assets 2022 | Assets 2021 | Shareholders Equity 2022 | Shareholders Equity 2021 | Net Profit 2022 | Net Profit 2021 | Roe (%) | Rating |
|------|------------------------------------|-----------|----------------------|----------------------|-------------|-------------|--------------------------|--------------------------|-----------------|-----------------|---------|------------------|
| 194 | SUEZ CANAL LIFE | EGYPT | 30,610 | 34,610 | 93,080 | 93,080 | 12,240 | 12,240 | 3,630 | 3,630 | 29.7 | - |
| 195 | SALAMA | EGYPT | 29,920 | 28,890 | 64,780 | 64,140 | 17,380 | 17,150 | 2,850 | 2,560 | 16.4 | - |
| 196 | UFA | LEBANON | 28,200 | 29,450 | 50,270 | 50,270 | 14,370 | 14,370 | - | N/A | - | - |
| 197 | CUMBERLAND | LEBANON | 28,000 | 36,830 | 57,520 | 57,520 | 18,540 | 18,540 | 8,000 | 8,000 | 43.1 | - |
| 198 | SARWA P&C | EGYPT | 28,000 | 24,800 | 20,000 | 17,500 | 6,500 | 6,170 | 820 | 280 | 12.6 | - |
| 199 | ALIG | LEBANON | 26,880 | 27,410 | 55,960 | 53,910 | 9,100 | 8,780 | 330 | 110 | 3.6 | - |
| 200 | ISLAMIC / SUDAN | SUDAN | 26,710 | 26,710 | 2,170 | 2,170 | 10,440 | 10,440 | 1,610 | 1,610 | 15.4 | - |
| 201 | ARAB UNION INT'L / RUM | JORDAN | 26,600 | 26,600 | 22,040 | 29,430 | 2,930 | 2,940 | - | -5,330 | - | - |
| 202 | TRUST COMPASS | LEBANON | 26,550 | 16,580 | 56,290 | 56,290 | 24,430 | 24,430 | 790 | 790 | 3.2 | - |
| 203 | HAYETT | TUNISIA | 26,450 | 22,900 | N/A | N/A | 12,500 | 13,010 | 2,550 | 2,680 | 20.4 | - |
| 204 | SAHARA | LIBYA | 26,000 | 25,100 | 45,250 | 44,300 | 11,320 | 10,200 | N/A | N/A | - | - |
| 205 | CARDIF AL DJAZAIR | ALGERIA | 25,980 | 23,070 | N/A | N/A | N/A | N/A | N/A | N/A | - | - |
| 206 | CIS | EGYPT | 25,240 | 18,550 | 17,740 | 38,060 | 15,490 | 13,030 | 4,110 | 1,060 | 26.5 | - |
| 207 | AL HILAL LIFE | BAHRAIN | 24,540 | 29,320 | 69,710 | 85,180 | 18,940 | 18,940 | 1,400 | 1,160 | 7.4 | - |
| 208 | AL MANARA ISLAMIC | JORDAN | 24,000 | 25,900 | 32,160 | 33,100 | 6,780 | 6,890 | -300 | -1,130 | -4.4 | - |
| 209 | CONFIDENCE (CIG) | LEBANON | 23,990 | 10,490 | 22,230 | 14,060 | 6,100 | 4,820 | 1,250 | 200 | 20.5 | - |
| 210 | T'AZUR / KUWAIT | KUWAIT | 23,500 | 23,000 | 43,000 | 42,400 | N/A | N/A | N/A | N/A | - | - |
| 211 | BURGAN TAKAFUL | KUWAIT | 22,970 | 11,400 | 17,000 | 20,940 | 15,230 | 20,520 | 2,660 | 1,000 | 17.5 | - |
| 212 | UCA / LEBANON | LEBANON | 22,300 | 22,490 | 50,000 | 87,960 | 20,000 | 23,570 | 1,000 | -440 | 5.0 | - |
| 213 | CAPITAL | LEBANON | 22,250 | 21,340 | 51,960 | 61,620 | 2,110 | 16,970 | -12,880 | 700 | -610.4 | - |
| 214 | GAM | ALGERIA | 22,190 | 22,680 | 36,000 | 36,100 | 14,000 | 14,200 | 2,500 | 2,400 | 17.9 | - |
| 215 | NEWTON | JORDAN | 21,260 | 31,650 | 46,450 | 52,710 | 28,860 | 28,860 | 3,540 | 190 | 12.3 | B (AM Best) |
| 216 | UNITED / LIBYA | LIBYA | 21,200 | 19,100 | 112,220 | 110,000 | 15,150 | 14,400 | 2,400 | 2,250 | 15.8 | - |
| 217 | AGLIC | ALGERIA | 21,090 | 14,180 | 88,850 | 68,210 | 10,390 | 9,590 | 1,720 | 1,610 | 16.6 | - |
| 218 | KUWAIT QATAR ⁽¹⁾ | KUWAIT | 21,000 | 16,010 | 59,000 | 55,200 | 25,000 | 18,500 | N/A | - | - | A (S&P) |
| 219 | AMANA | LEBANON | 20,940 | 15,760 | 67,290 | 26,830 | 9,250 | 6,150 | 1,990 | 2,980 | 21.5 | - |
| 220 | TAAWUNIYA / SUDAN ⁽¹⁾ | SUDAN | 20,100 | 20,100 | N/A | N/A | N/A | N/A | N/A | N/A | - | - |
| 221 | COMMERCIAL | LEBANON | 20,000 | 19,890 | 46,890 | 46,890 | 6,350 | 6,350 | - | -4,210 | - | - |
| 222 | KIB TAKAFUL | KUWAIT | 19,730 | N/A | 50,380 | N/A | 46,730 | N/A | 1,970 | N/A | 4.2 | - |
| 223 | HAYAH | UAE | 19,360 | 14,120 | 54,380 | 50,210 | 33,560 | 33,870 | 890 | 320 | 2.7 | - |
| 224 | AHLIA INS. GROUP | PALESTINE | 19,300 | 21,500 | 112,460 | 124,000 | 48,270 | 45,580 | 2,970 | -1,580 | 6.2 | - |
| 225 | ARAB ISLAMIC TAKAFUL | KUWAIT | 19,000 | 19,000 | N/A | N/A | N/A | N/A | N/A | N/A | - | - |
| 226 | NILEIN ⁽¹⁾ | SUDAN | 18,700 | 18,700 | N/A | N/A | N/A | N/A | N/A | N/A | - | - |
| 227 | NATIONAL TAKAFUL ⁽¹⁾ | KUWAIT | 18,500 | 18,500 | 34,000 | 34,000 | 23,200 | 23,200 | N/A | N/A | - | - |
| 228 | SUDANESE ⁽¹⁾ | SUDAN | 18,200 | 18,200 | 20,410 | 20,410 | 13,800 | 13,800 | N/A | 4,300 | - | - |
| 229 | LIBANO SUISSE TAKAFUL | EGYPT | 17,750 | 16,700 | 18,170 | 18,170 | 4,800 | 4,800 | 540 | 540 | 11.3 | - |
| 230 | SALAMA / SUDAN ⁽¹⁾ | SUDAN | 17,340 | 17,340 | N/A | N/A | N/A | N/A | N/A | N/A | - | - |
| 231 | DELTA LIFE | EGYPT | 17,260 | 17,100 | 83,830 | 92,040 | 15,010 | 16,670 | N/A | 4,910 | - | - |
| 232 | GAT VIE | TUNISIA | 17,160 | 15,000 | N/A | N/A | N/A | N/A | 1,100 | 1,010 | - | - |
| 233 | CHUBB LIFE | EGYPT | 16,290 | 17,000 | 38,580 | 42,870 | 7,930 | 8,810 | -1,100 | -1,100 | -13.9 | - |
| 234 | MISR TAKAFUL | EGYPT | 16,200 | 14,500 | 15,320 | 17,030 | 8,630 | 9,590 | N/A | 490 | - | - |
| 235 | SYRIAN GENERAL | SYRIA | 15,810 | 15,810 | N/A | N/A | N/A | N/A | N/A | N/A | - | - |
| 236 | ARAB ASSURERS | JORDAN | 15,760 | 19,500 | 22,410 | 24,450 | 4,840 | 6,970 | -2,970 | -1,970 | -61.4 | - |
| 237 | SAPS | ALGERIA | 15,430 | 11,950 | N/A | N/A | N/A | N/A | N/A | N/A | - | - |
| 238 | AXA VIE / ALGERIA | ALGERIA | 15,220 | 12,300 | N/A | N/A | N/A | N/A | N/A | N/A | - | - |
| 239 | CAARAMA | ALGERIA | 15,140 | 12,470 | 115,100 | 114,940 | 12,520 | 12,320 | 480 | 410 | 3.8 | - |
| 240 | EL AMANA TAKAFUL | TUNISIA | 15,030 | 13,850 | 36,960 | 36,960 | 5,680 | 5,680 | 1,090 | 1,090 | 19.2 | - |
| 241 | LIBO | LIBYA | 14,850 | 14,200 | 33,100 | 32,000 | 8,250 | 8,100 | 2,150 | 2,000 | 26.1 | - |
| 242 | MEARCO | LEBANON | 14,760 | 7,890 | 14,700 | 14,700 | 4,880 | 4,880 | 600 | 600 | 12.3 | - |
| 243 | MIS | YEMEN | 14,470 | 20,460 | N/A | 1,550 | 12,000 | 12,000 | N/A | N/A | - | - |
| 244 | UNITED / SUDAN ⁽¹⁾ | SUDAN | 14,460 | 14,460 | 11,870 | 11,870 | 11,870 | 11,870 | N/A | 3,180 | - | - |
| 245 | BURGAN | LEBANON | 14,310 | 12,870 | 23,900 | 22,700 | 7,820 | 5,960 | 1,910 | 640 | 24.4 | - |
| 246 | AROPE / EGYPT | EGYPT | 14,290 | 11,400 | 27,860 | 27,860 | 16,270 | 16,270 | 2,370 | 2,370 | 14.6 | - |
| 247 | TAKAFULY | LIBYA | 14,000 | 15,100 | N/A | N/A | N/A | N/A | N/A | N/A | - | - |
| 248 | ISKAN | EGYPT | 13,940 | 13,960 | 27,300 | 27,300 | 11,000 | 11,000 | 2,120 | 2,120 | 19.3 | - |
| 249 | EULER HERMES ACMAR | MOROCCO | 13,230 | 13,500 | N/A | N/A | N/A | N/A | N/A | N/A | - | - |
| 250 | RMA ASSISTANCE | MOROCCO | 13,200 | 12,400 | N/A | N/A | N/A | N/A | N/A | N/A | - | - |
| 251 | MIDDLE EAST / SUDAN ⁽¹⁾ | SUDAN | 13,100 | 13,100 | N/A | N/A | N/A | N/A | N/A | N/A | - | - |
| 252 | AXA DOMMAGE / ALGERIA | ALGERIA | 12,880 | 11,700 | N/A | N/A | N/A | N/A | N/A | N/A | - | - |
| 253 | BARAKA ⁽¹⁾ | SUDAN | 12,850 | 12,850 | 11,050 | 11,050 | 12,460 | 12,460 | N/A | 1,810 | - | BBB+ (Islamic R) |
| 254 | AT TAKAFULIA | TUNISIA | 12,290 | 12,080 | N/A | N/A | N/A | N/A | N/A | 680 | - | - |
| 255 | NORTH | LEBANON | 12,000 | 13,470 | 90,000 | 93,060 | 36,400 | 37,150 | 200 | 830 | 0.5 | - |
| 256 | VICTOIRE | LEBANON | 12,000 | 7,920 | 28,140 | 28,140 | 9,040 | 9,040 | N/A | N/A | - | - |
| 257 | KAF GENERAL | EGYPT | 11,900 | 11,740 | 26,300 | 29,220 | 9,180 | 10,200 | N/A | 1,020 | - | - |
| 258 | CIGNA | LEBANON | 11,900 | 2,300 | N/A | N/A | N/A | N/A | N/A | N/A | - | - |
| 259 | UNITED / BAHRAIN ⁽¹⁾ | BAHRAIN | 11,530 | 11,530 | 63,410 | 63,410 | 36,430 | 36,430 | 5,820 | 5,820 | 16.0 | - |

The first specialist Travel and Group Personal Accident MGA in the MENA region



We are thrilled to share the news that our new company, Swan Insurance Management Agency (SIMA) Ltd The first specialist Travel and Group Personal Accident MGA in the MENA region has been granted a category 4 license by the Dubai Financial Services Authority (DFSA) and now open for business at Dubai International Financial Centre (DIFC), the leading global financial Centre in the Middle East, Africa and South Asia (MEASA) region. Our premises will be located at Liberty House in the DIFC.

This exciting development is a testament to decades of our collective experience and exceptional services in the industry. We're proud to have grown so much and are excited to continue providing our extensive offerings to clients all over the world.

As an authorized MGA, SIMA Ltd will work closely with global A-rated reinsurance companies to grant our clients the best possible insurance solutions. As an authorized MGA, our new entity SIMA Ltd will provide reinsurance capacity to the international market in partnership with global A rated reinsurance companies.

We will start by offering our current suite of Travel Insurance, Evacuation, and Related Coverages, along with introducing our new product Group Personal Accident Product (GPA).

With our extensive expertise, we plan to gradually introduce other lines of business (LOBs) to meet the evolving needs of our clients. We are committed to deliver innovative solutions that offer value and meet the highest standards of quality.

We are equally pleased to announce that Mr Tariq Al Khawaja has been appointed as the Managing Director of our new venture, while Mr Sulaiman Al Shaabany, will serve as the SEO (Senior Executive Officer), and Mr Ahmed Nasralla will be our Head of Marketing and Distribution. The management team will be supported by our amazing and dedicated underwriters and business development professionals from our Head and Bahrain Offices as well as having the support of multiple departments including Finance, Audit, and Information Technology. With our combined team's expertise, we are confident that our new venture will achieve great success and better serve our clients and will continue to provide exceptional services that exceed expectations.

We would like to express our sincere gratitude to the DFSA, DIFC, and Clarity Consulting Company, as well as all friends and partners who contributed to making our dream a reality and helped to get this project off the ground. Your invaluable support and expertise have been instrumental in bringing our vision to life, and we could not have achieved this milestone without your help. We are looking forward to continue our collaborations and to achieve even greater things in the future!

Thank you for your trust and support!



**SWAN INSURANCE
MANAGEMENT AGENCY**

| Rank | Company Name | Country | Premium Written 2022 | Premium Written 2021 | Assets 2022 | Assets 2021 | Shareholders Equity 2022 | Shareholders Equity 2021 | Net Profit 2022 | Net Profit 2021 | Roe (%) | Rating |
|------|-------------------------------------|------------|----------------------|----------------------|-------------|-------------|--------------------------|--------------------------|-----------------|-----------------|---------|----------------|
| 260 | TALA | ALGERIA | 11,200 | 9,950 | 54,810 | N/A | 14,520 | N/A | 560 | N/A | 3.9 | - |
| 261 | HAMRAA | IRAQ | 10,900 | 8,430 | 20,740 | 13,600 | 4,000 | 3,900 | 630 | 640 | 15.8 | - |
| 262 | SGBL INSURANCE | LEBANON | 10,840 | 19,380 | 363,740 | 277,940 | 269,890 | 166,370 | 2,050 | 130 | 0.8 | - |
| 263 | FIRST TAKAFUL | KUWAIT | 10,830 | 10,910 | 68,180 | 54,590 | 26,150 | 26,530 | 1,170 | 210 | 4.5 | - |
| 264 | BERYTUS | LEBANON | 10,600 | 19,960 | 25,830 | 25,830 | 1,040 | 1,040 | - | - | - | - |
| 265 | COFACE | MOROCCO | 10,590 | 7,200 | N/A | N/A | N/A | N/A | N/A | N/A | - | - |
| 266 | YEMEN GENERAL | YEMEN | 9,880 | 8,680 | 26,690 | 26,690 | 15,000 | 15,540 | 3,000 | 2,940 | 20.0 | - |
| 267 | MADA | EGYPT | 9,560 | 4,400 | 9,520 | 10,580 | 7,230 | 8,040 | N/A | 140 | - | - |
| 268 | WETHAQ TAKAFUL | KUWAIT | 9,460 | 8,560 | 28,110 | 28,320 | 40,800 | 40,800 | 270 | -130 | 0.7 | BB (S&P) |
| 269 | MACIR VIE | ALGERIA | 9,460 | 7,770 | 21,350 | 19,390 | 11,100 | 11,410 | 1,090 | 70 | 9.8 | - |
| 270 | AMAN / YEMEN | YEMEN | 9,290 | 8,310 | N/A | 2,900 | 5,000 | 4,820 | N/A | N/A | - | - |
| 271 | TRUST HOUSE | IRAQ | 9,200 | 15,690 | 8,170 | 11,140 | 3,940 | 3,830 | 320 | 430 | 8.1 | - |
| 272 | UR INT'L | IRAQ | 9,080 | 7,640 | 8,260 | 7,310 | 8,200 | 7,300 | 430 | 270 | 5.2 | - |
| 273 | BOUBYAN TAKAFUL ⁽¹⁾ | KUWAIT | 8,800 | 8,800 | 18,000 | 18,000 | 16,000 | 16,000 | N/A | N/A | - | Baa2 (Moody's) |
| 274 | AIG / EGYPT | EGYPT | 7,830 | 6,730 | N/A | 46,900 | N/A | 21,000 | N/A | 3,460 | - | - |
| 275 | MOHANDES LIFE | EGYPT | 7,450 | 6,600 | 54,130 | 60,150 | 14,340 | 15,930 | N/A | 2,360 | - | - |
| 276 | AXA ASSISTANCE | MOROCCO | 7,060 | 5,580 | N/A | N/A | N/A | N/A | N/A | N/A | - | - |
| 277 | METLICO | EGYPT | 6,890 | 7,010 | 21,100 | 23,440 | 3,530 | 3,920 | N/A | 170 | - | - |
| 278 | NASR | MAURITANIA | 6,800 | 7,700 | 3,450 | 3,200 | N/A | N/A | N/A | N/A | - | - |
| 279 | BLUE NILE ⁽¹⁾ | SUDAN | 6,800 | 6,800 | N/A | N/A | N/A | N/A | N/A | N/A | - | - |
| 280 | SHARJAH | UAE | 6,250 | 7,680 | 83,830 | 87,220 | 67,740 | 62,750 | 8,450 | 7,420 | 12.5 | - |
| 281 | PHENICIENNE | LEBANON | 6,200 | 12,090 | 7,500 | 23,920 | 4,000 | 4,960 | 350 | 20 | 8.8 | - |
| 282 | WATANIYA / EGYPT | EGYPT | 6,090 | 1,660 | 6,070 | 6,740 | 5,030 | 5,590 | N/A | 330 | - | - |
| 283 | QAFELA | LIBYA | 5,820 | 4,000 | 19,580 | 16,000 | 5,780 | 5,000 | 140 | 100 | 2.4 | - |
| 284 | DILNIA | IRAQ | 5,780 | 5,960 | 14,340 | 14,700 | 13,250 | 13,100 | 1,330 | 2,580 | 10.0 | - |
| 285 | AROPE LIFE | EGYPT | 5,610 | 5,630 | 15,220 | 15,220 | 6,020 | 6,020 | 350 | 350 | 5.8 | - |
| 286 | ISLAMIC / YEMEN | YEMEN | 5,380 | 5,110 | 9,500 | 8,900 | 6,200 | 5,200 | 2,500 | 1,340 | 40.3 | - |
| 287 | MMI ⁽¹⁾ | SUDAN | 5,320 | 5,320 | N/A | N/A | N/A | N/A | N/A | N/A | - | - |
| 288 | UNITED / LEBANON | LEBANON | 5,300 | 6,410 | 14,640 | 15,870 | 8,930 | 8,570 | 370 | 60 | 4.1 | - |
| 289 | KAF FAMILY | EGYPT | 5,060 | 3,150 | 12,020 | 13,450 | 3,940 | 4,380 | -2,060 | -2,060 | -52.3 | - |
| 290 | KAF LIFE TAKAFUL | EGYPT | 5,060 | 3,140 | N/A | N/A | N/A | N/A | N/A | N/A | - | - |
| 291 | JUBA ⁽¹⁾ | SUDAN | 5,010 | 5,010 | N/A | N/A | N/A | N/A | N/A | N/A | - | - |
| 292 | UIC / SYRIA | SYRIA | 4,710 | 3,750 | 10,380 | 6,490 | 6,340 | 3,310 | 1,830 | 1,390 | 28.9 | - |
| 293 | COTUNACE | TUNISIA | 4,400 | 4,850 | N/A | N/A | 20,000 | 20,100 | 1,350 | 1,500 | 6.8 | - |
| 294 | RITAJ TAKAFUL ⁽²⁾ | KUWAIT | 4,300 | 4,300 | N/A | N/A | N/A | N/A | N/A | N/A | - | - |
| 295 | SMAEX | MOROCCO | 4,230 | 3,480 | N/A | N/A | N/A | N/A | N/A | N/A | - | - |
| 296 | CLA | LEBANON | 4,200 | 9,200 | 123,090 | 123,090 | 44,730 | 44,730 | - | -5,530 | - | - |
| 297 | MAREB | YEMEN | 4,120 | 4,920 | 13,000 | 17,060 | 4,300 | 4,810 | - | 120 | - | - |
| 298 | ALETEHADIYA | LIBYA | 3,930 | 3,900 | 5,550 | 5,450 | 4,700 | 4,460 | N/A | N/A | - | - |
| 299 | TIBESTY | LIBYA | 3,870 | 3,800 | 3,420 | 3,300 | 2,250 | 1,900 | N/A | N/A | - | - |
| 300 | CHUBB PROPERTY | EGYPT | 3,630 | 4,400 | 27,880 | 25,870 | 15,720 | 15,930 | 790 | 530 | 5.0 | - |
| 301 | SAICO / LEBANON | LEBANON | 3,310 | 3,290 | 14,140 | 14,140 | 9,060 | 9,060 | 660 | 660 | 7.3 | - |
| 302 | GLOBAL | YEMEN | 3,280 | 680 | N/A | N/A | N/A | N/A | N/A | N/A | - | - |
| 303 | AQEELAH TAKAFUL | SYRIA | 3,250 | 950 | 11,480 | 7,910 | 7,620 | 5,500 | -10 | 370 | -0.1 | - |
| 304 | SAVANNA ⁽¹⁾ | SUDAN | 3,220 | 3,220 | N/A | N/A | N/A | N/A | N/A | N/A | - | - |
| 305 | SARWA LIFE | EGYPT | 3,000 | 2,660 | 9,230 | 9,230 | 5,860 | 5,860 | - | -40 | - | - |
| 306 | EGE | EGYPT | 2,970 | 2,970 | 29,700 | 33,000 | 22,590 | 25,100 | N/A | 4,290 | - | - |
| 307 | TADAMON | IRAQ | 2,830 | 350 | 12,010 | 10,680 | N/A | N/A | 530 | 180 | - | - |
| 308 | YEMENI QATARI | YEMEN | 2,820 | 2,870 | 8,800 | 8,800 | 6,450 | 6,450 | 630 | 630 | 9.8 | - |
| 309 | LLOYD VIE | TUNISIA | 2,690 | 2,220 | N/A | N/A | N/A | N/A | - | -80 | - | - |
| 310 | SOLIDARITY ALLIANCE | SYRIA | 2,640 | 1,390 | 2,980 | 2,260 | 960 | 830 | 130 | 250 | 13.5 | - |
| 311 | MAURITANNIERE | MAURITANIA | 2,470 | 2,400 | N/A | N/A | N/A | N/A | N/A | N/A | - | - |
| 312 | JAZEERA | YEMEN | 2,290 | 2,990 | N/A | N/A | N/A | N/A | N/A | N/A | - | - |
| 313 | AROPE SYRIA | SYRIA | 2,230 | 1,220 | 5,050 | 3,520 | 1,840 | 1,360 | 350 | 410 | 19.0 | - |
| 314 | DAR AL SALAM / gig | IRAQ | 2,200 | 2,320 | 5,970 | 6,040 | 5,460 | 5,400 | 50 | 90 | 0.9 | - |
| 315 | AMIC | LIBYA | 2,100 | 1,900 | N/A | N/A | N/A | N/A | N/A | N/A | - | - |
| 316 | SHATT ARAB | IRAQ | 2,050 | 830 | 19,730 | 15,250 | N/A | N/A | 580 | 160 | - | - |
| 317 | YEMEN INS. | YEMEN | 2,000 | 1,940 | N/A | N/A | N/A | N/A | N/A | N/A | - | - |
| 318 | SYRIAN ARAB | SYRIA | 1,810 | 1,240 | 8,570 | 6,900 | 6,420 | 5,420 | 990 | 2,610 | 15.4 | - |
| 319 | ARABIA SYRIA | SYRIA | 1,620 | 1,270 | 4,290 | 5,500 | 1,230 | 1,210 | 20 | 10 | 1.6 | - |
| 320 | SYRIAN ISLAMIC | SYRIA | 1,560 | 820 | 3,080 | 2,410 | 770 | 560 | 180 | 90 | 23.4 | - |
| 321 | TRUST / YEMEN | YEMEN | 1,480 | 1,750 | 4,880 | 4,980 | 2,140 | 2,550 | 200 | 140 | 9.3 | - |
| 322 | ISLAMIC / MAURITANIA ⁽¹⁾ | MAURITANIA | 1,410 | 1,410 | 2,300 | 2,020 | 1,800 | 1,150 | 320 | 170 | 17.8 | - |
| 323 | SKIC / GIG | SYRIA | 1,360 | 1,180 | 10,340 | 7,690 | 7,490 | 5,380 | 880 | 2,360 | 11.7 | - |
| 324 | ATLANTIC ⁽¹⁾ | MAURITANIA | 1,300 | 1,300 | N/A | N/A | N/A | N/A | N/A | N/A | - | - |
| 325 | OVERSEAS | LEBANON | 1,250 | 1,100 | 4,810 | 4,810 | 2,190 | 2,190 | 290 | 290 | 13.2 | - |



CRÉATEUR DE RÉSILIENCE DEPUIS 1960
RESILIENCE BUILDER SINCE 1960

GRUPE CDG



Our Mission



To develop and promote our markets by offering expertise, tailor-made, innovative solutions and local service. To respond to general interest in the Moroccan market by implementing cutting-edge expertise as a trusted third party.



Our Vision



To become a reference in the reinsurance industry within emerging markets, through a close relationship with our clients, aiming to provide them with innovative and customized solutions for greater resilience.



Shareholders

94.41 % CDG
4.58% AXA Assurance Maroc
0.91% MCMA/MAMDA



Network of over 500 partners in Africa, Middle East and Asia



Financial Strength



FITCH RATINGS
AAA/STABLE

Local scale



Regional Pool Management

FAIR Aviation Pool
Management of the African Centre for Catastrophe Risks



Solvency II - 2022

Margin of 199,5%



International Participation

Pool TCIP (Turquie)
FAIR CAT NAT (Afro-Asiatique)
Pool des risques nucléaires Assuratomes (France)
Pool des risques environnementaux Assurpol (France)

African Footprint Contact Offices



Côte d'Ivoire : Abidjan



Egypt : Cairo



Rwanda : Kigali



South Africa : Johannesburg.



Key figures 2022 (in millions)

Written Premiums
329, 68 m USD

Equity
261,70 m USD

ROE 10,32%



Accreditation obtained in 2022



Foundation Academy Re

Academy of Professional Training dedicated to insurance/reinsurance since 2017

| Rank | Company Name | Country | Premium Written 2022 | Premium Written 2021 | Assets 2022 | Assets 2021 | Shareholders Equity 2022 | Shareholders Equity 2021 | Net Profit 2022 | Net Profit 2021 | Roe (%) | Rating |
|-------------------------|---------------------------------------|------------|----------------------|----------------------|--------------------|--------------------|--------------------------|--------------------------|------------------|------------------|---------|--------|
| 326 | ORIENT / SYRIA | SYRIA | 1,240 | 900 | 2,730 | 2,290 | 1,060 | 950 | 110 | 240 | 10.4 | - |
| 327 | SAAR ⁽¹⁾ | MAURITANIA | 1,220 | 1,220 | N/A | N/A | N/A | N/A | N/A | N/A | - | - |
| 328 | SMAI ISLAMIC ⁽²⁾ | MAURITANIA | 1,220 | 1,220 | N/A | N/A | N/A | N/A | N/A | N/A | - | - |
| 329 | BADIA | IRAQ | 1,200 | 1,650 | N/A | N/A | N/A | N/A | N/A | N/A | - | - |
| 330 | CAR | IRAQ | 1,150 | 1,610 | N/A | N/A | N/A | N/A | N/A | N/A | - | - |
| 331 | AGM ⁽¹⁾ | MAURITANIA | 1,090 | 1,090 | 2,220 | 2,220 | 1,450 | 1,450 | 130 | 130 | 9.0 | - |
| 332 | SABA' | YEMEN | 1,000 | 710 | N/A | N/A | N/A | N/A | N/A | N/A | - | - |
| 333 | WATANIA / YEMEN | YEMEN | 920 | 1,670 | 6,500 | 6,600 | 880 | 870 | N/A | N/A | - | - |
| 334 | ADIR / SYRIA | SYRIA | 920 | 690 | 2,420 | 2,000 | 970 | 850 | 120 | 200 | 12.4 | - |
| 335 | BYBLOS | LEBANON | 820 | 890 | N/A | N/A | N/A | N/A | N/A | N/A | - | - |
| 336 | GENERAL / SUDAN ⁽¹⁾ | SUDAN | 810 | 810 | N/A | N/A | N/A | N/A | N/A | N/A | - | - |
| 337 | LCI | LEBANON | 610 | 2,520 | 3,200 | 9,900 | -80 | 5,450 | -270 | 140 | 337.5 | - |
| 338 | TAKAFULIA ⁽⁴⁾ | MOROCCO | 550 | N/A | N/A | N/A | N/A | N/A | N/A | N/A | - | - |
| 339 | NATIONAL / SYRIA | SYRIA | 500 | 690 | 4,180 | 3,900 | 2,790 | 2,370 | 410 | 900 | 14.7 | - |
| 340 | MASEER | IRAQ | 480 | 570 | N/A | N/A | N/A | N/A | N/A | N/A | - | - |
| 341 | AHLIA / IRAQ ⁽²⁾ | IRAQ | 460 | 460 | N/A | N/A | N/A | N/A | N/A | N/A | - | - |
| 342 | AMEEN | IRAQ | 450 | 430 | 1,950 | 1,930 | 1,520 | 1,450 | 240 | 230 | 15.8 | - |
| 343 | WAFALIFE | EGYPT | 390 | - | 7,030 | 7,810 | 6,820 | 7,570 | N/A | -500 | - | - |
| 344 | FAJR AL GULF (GIG) | LEBANON | 350 | 40 | N/A | N/A | N/A | N/A | N/A | N/A | - | - |
| 345 | AL YAMAMA ⁽¹⁾ | IRAQ | 290 | 290 | N/A | N/A | N/A | N/A | N/A | N/A | - | - |
| 346 | TRUST / SYRIA | SYRIA | 280 | 200 | 2,750 | 1,760 | 900 | 720 | 90 | 180 | 10.0 | - |
| 347 | CIHAN | IRAQ | 280 | 170 | N/A | N/A | N/A | N/A | N/A | N/A | - | - |
| 348 | STAR CAR | IRAQ | 260 | 240 | N/A | N/A | N/A | N/A | N/A | N/A | - | - |
| 349 | KHAZNA | UAE | 190 | 1,630 | 75,370 | 84,730 | 5,140 | 13,600 | -9,500 | 11,200 | -184.8 | - |
| 350 | MIDDLE EAST / IRAQ | IRAQ | 150 | 120 | N/A | N/A | N/A | N/A | N/A | N/A | - | - |
| 351 | MAGHRIBIA TAKAFUL ⁽⁴⁾ | MOROCCO | 140 | N/A | N/A | N/A | N/A | N/A | N/A | N/A | - | - |
| 352 | SHARK | IRAQ | 130 | 140 | N/A | N/A | N/A | N/A | N/A | N/A | - | - |
| 353 | IRAQ INTERNATIONAL ⁽¹⁾ | IRAQ | 130 | 130 | N/A | N/A | N/A | N/A | N/A | N/A | - | - |
| 354 | ETIHAD INT'L ⁽¹⁾ | IRAQ | 110 | 110 | N/A | N/A | N/A | N/A | N/A | N/A | - | - |
| 355 | ANDALUS ⁽¹⁾ | IRAQ | 100 | 100 | N/A | N/A | N/A | N/A | N/A | N/A | - | - |
| 356 | GULF / IRAQ ⁽¹⁾ | IRAQ | 80 | 80 | N/A | N/A | N/A | N/A | N/A | N/A | - | - |
| 357 | TAAWUNIYATE TAKAFULI ⁽⁴⁾ | MOROCCO | 70 | N/A | N/A | N/A | N/A | N/A | N/A | N/A | - | - |
| 358 | ELAF ⁽¹⁾ | IRAQ | 60 | 60 | N/A | N/A | N/A | N/A | N/A | N/A | - | - |
| 359 | MUFTIN ⁽¹⁾ | IRAQ | 60 | 60 | N/A | N/A | N/A | N/A | N/A | N/A | - | - |
| 360 | BEIRUT LIFE | LEBANON | N/A | 9,880 | N/A | 24,500 | N/A | 17,660 | N/A | N/A | - | - |
| 361 | AIG / LEBANON | LEBANON | N/A | 440 | N/A | 5,250 | N/A | -1,140 | N/A | -950 | - | - |
| 362 | SABB TAKAFUL ⁽⁷⁾ | KSA | - | 60,780 | - | 274,200 | - | 78,080 | - | 250 | - | - |
| 363 | PHILADELPHIA | JORDAN | - | 4,200 | - | - | - | - | - | - | - | - |
| 364 | MUTUALISTE | ALGERIA | - | 2,780 | - | N/A | - | N/A | - | N/A | - | - |
| 365 | DAR AL AMAN ⁽⁴⁾ | IRAQ | - | - | - | - | - | - | - | - | - | - |
| 366 | ZAIN ⁽⁴⁾ | IRAQ | - | - | - | N/A | - | N/A | - | N/A | - | - |
| 367 | DJAZAIR FAMILY TAKAFUL ⁽⁴⁾ | ALGERIA | - | - | 7,160 | N/A | 7,120 | N/A | 130 | N/A | 1.8 | - |
| TOTAL (US\$ 000) | | | 47,402,970 | 41,921,980 | 112,749,950 | 108,900,120 | 29,183,610 | 28,749,480 | 1,721,670 | 2,299,870 | | |

N/A=NOT AVAILABLE

(1) RESULTS 2021/2020

(2) RESULTS 2020/2019

(3) STOPPED OPERATION

(4) NEWLY REGISTERED

(5) WILL BE TRANSFERRED TO A NEW LICENCE

(6) AMAN PORTFOLIO ACQUIRED BY SALAMA

(7) MERGED WITH WALAA

(8) ACQUIRED BY SUKoon

(9) ACQUIRED BY OQIC

(10) ACQUIRED BY LIVA



الشركة العمانية القطرية للتأمين ش.م.ع.
Oman Qatar Insurance Company SAOG



Brilliance, Excellence, Success

Unwavering Support

Trusted Protection



Step into a world of unwavering support and trusted protection that feels like a caring connection. We're here for you, offering a steadfast commitment to be your reliable shield. Join us on a journey where support is personal and trust is built, ensuring your peace of mind at every turn.

 **80067421**

FOLLOW US     

TOP 150 MENA INSURANCE CoS BY ASSETS

(US\$000)

| Rank | Company Name | Country | Assets 2022 | Assets 2021 |
|------|-----------------------------|---------|-------------|-------------|
| 001 | QATAR INSURANCE | QATAR | 10,482,170 | 12,003,080 |
| 002 | TAWUNIYA | KSA | 5,044,000 | 3,902,140 |
| 003 | Wafa | MOROCCO | 4,987,520 | 4,678,100 |
| 004 | GULF INS GRP (GIG) | KUWAIT | 4,400,000 | 4,488,100 |
| 005 | RMA | MOROCCO | 4,100,000 | 4,105,000 |
| 006 | BUPA ARABIA | KSA | 3,816,120 | 3,306,430 |
| 007 | ORIENT | UAE | 3,202,480 | 2,870,120 |
| 008 | MISR LIFE | EGYPT | 3,186,410 | 2,500,000 |
| 009 | ADNIC | UAE | 2,720,840 | 2,345,040 |
| 010 | SUKOON | UAE | 2,501,310 | 2,061,340 |
| 011 | DAMAN HEALTH ⁽¹⁾ | UAE | 2,300,000 | 2,300,000 |
| 012 | SANLAM | MOROCCO | 2,273,420 | 2,213,560 |
| 013 | QATAR GENERAL | QATAR | 2,255,100 | 2,480,000 |
| 014 | AXA MAROC | MOROCCO | 2,200,000 | 2,220,000 |
| 015 | MISR INSURANCE | EGYPT | 2,199,000 | 2,442,960 |
| 016 | ATLANTA SANAD | MOROCCO | 2,058,540 | 2,321,290 |
| 017 | MCMA | MOROCCO | 1,900,000 | 1,901,000 |
| 018 | RAJHI TAKAFUL | KSA | 1,446,980 | 1,237,690 |
| 019 | AHLEIA / KUWAIT | KUWAIT | 1,323,770 | 1,211,000 |
| 020 | WALAA | KSA | 1,302,000 | 919,250 |
| 021 | LIVA / OMAN | OMAN | 1,244,000 | 508,080 |
| 022 | SALAMA / UAE | UAE | 1,109,000 | 1,299,200 |
| 023 | MEDGULF / KSA | KSA | 1,075,200 | 1,100,080 |
| 024 | DOHA INSURANCE GROUP | QATAR | 909,830 | 825,950 |
| 025 | ARABIA / LEBANON | LEBANON | 811,080 | 645,440 |
| 026 | ALLIANZ (LIFE) | EGYPT | 798,300 | 887,050 |
| 027 | gig SAUDI | KSA | 776,280 | 797,620 |
| 028 | EMIRATES INS. | UAE | 759,500 | 808,230 |
| 029 | AL AIN AL AHLIA | UAE | 733,170 | 813,530 |
| 030 | DUBAI | UAE | 732,140 | 574,000 |
| 031 | ARABIAN SHIELD | KSA | 714,310 | 306,300 |
| 032 | SAA | ALGERIA | 710,570 | 725,500 |
| 033 | ALJAZIRA TAKAFUL | KSA | 707,220 | 743,660 |
| 034 | KUWAIT INSURANCE | KUWAIT | 688,400 | 655,060 |
| 035 | ALLIANZ SAUDI FRANSI | KSA | 677,000 | 688,900 |
| 036 | CAT | MOROCCO | 661,000 | 693,300 |
| 037 | MAROCAINE VIE | MOROCCO | 650,000 | 671,000 |
| 038 | CAAT | ALGERIA | 619,000 | 618,970 |
| 039 | METLIFE | LEBANON | 607,390 | 627,920 |
| 040 | BUHAIRA NATIONAL | UAE | 580,460 | 535,330 |
| 041 | GIG BAHRAIN | BAHRAIN | 553,630 | 618,090 |
| 042 | CASH | ALGERIA | 529,940 | 456,450 |
| 043 | UNION / UAE | UAE | 514,000 | 544,420 |
| 044 | WATANIYA / KSA | KSA | 512,550 | 374,310 |
| 045 | SNA | LEBANON | 503,200 | 503,200 |
| 046 | AXA LIFE | EGYPT | 503,160 | 559,070 |
| 047 | QLM | QATAR | 499,740 | 532,710 |
| 048 | WATANIA TAKAFUL | UAE | 496,160 | 431,350 |
| 049 | WATANIA / UAE | UAE | 496,160 | 431,350 |
| 050 | BEEMA | QATAR | 486,620 | 394,810 |
| 051 | AL ETIHAD | KSA | 482,840 | 434,410 |
| 052 | METLIFE / EGYPT | EGYPT | 477,160 | 530,180 |
| 053 | STAR | TUNISIA | 463,440 | 467,960 |
| 054 | WATHBA NATIONAL | UAE | 463,000 | 500,000 |
| 055 | AROPE / LEBANON | LEBANON | 441,000 | 441,000 |
| 056 | LIAASUREX | LEBANON | 419,330 | 478,670 |
| 057 | ARABIA COOP | KSA | 416,500 | 180,100 |
| 058 | NGI | UAE | 414,150 | 430,000 |
| 059 | ALLIANCE / UAE | UAE | 409,350 | 374,440 |
| 060 | SAICO / KSA | KSA | 389,770 | 361,450 |
| 061 | CAAR | ALGERIA | 383,000 | 375,080 |
| 062 | Abu Dhabi National Takaful | UAE | 375,640 | 369,990 |
| 063 | DHOFAR | OMAN | 366,160 | 352,100 |
| 064 | MALATH | KSA | 365,900 | 348,360 |
| 065 | SGBL INSURANCE | LEBANON | 363,740 | 277,940 |
| 066 | QATAR ISLAMIC INS. GROUP | QATAR | 358,750 | 316,000 |
| 067 | AMAN / UAE ⁽⁶⁾ | UAE | 346,980 | 365,340 |
| 068 | DUBAI NATIONAL | UAE | 340,600 | 292,930 |
| 069 | MAGHREBIA | TUNISIA | 336,410 | 295,880 |
| 070 | BNH | BAHRAIN | 334,960 | 316,150 |
| 071 | BANKERS ⁽¹⁾ | LEBANON | 326,920 | 326,920 |
| 072 | WARBA | KUWAIT | 321,870 | 400,370 |
| 073 | GULF UNION AL AHLIA | KSA | 320,460 | 303,620 |
| 074 | MADINA TAKAFUL | OMAN | 318,180 | 318,150 |
| 075 | ADIR / LEBANON | LEBANON | 315,000 | 315,000 |

| Rank | Company Name | Country | Assets 2022 | Assets 2021 |
|------|--------------------------------|-----------|-------------|-------------|
| 076 | SAGR NATIONAL / UAE | UAE | 309,550 | 294,720 |
| 077 | DHAFRA | UAE | 308,860 | 305,000 |
| 078 | LIBYA | LIBYA | 308,800 | 301,090 |
| 079 | MEDGULF / LEBANON | LEBANON | 307,000 | 307,000 |
| 080 | ORIENT TAKAFUL | UAE | 291,470 | 225,590 |
| 081 | UCA / KSA | KSA | 282,910 | 260,910 |
| 082 | OMAN UNITED | OMAN | 282,310 | 282,840 |
| 083 | CNMA | ALGERIA | 272,000 | 271,200 |
| 084 | KHALEEJ TAKAFUL | QATAR | 269,880 | 267,000 |
| 085 | SOLIDARITY | BAHRAIN | 262,260 | 191,450 |
| 086 | BANCASSURANCE | LEBANON | 250,470 | 321,700 |
| 087 | LIVA | KSA | 243,660 | 227,660 |
| 088 | TAKAFUL EMARAT | UAE | 243,290 | 296,000 |
| 089 | BURUJ | KSA | 242,190 | 247,080 |
| 090 | ACIG | KSA | 241,260 | 167,160 |
| 091 | CHUBB ARABIA | KSA | 238,500 | 215,790 |
| 092 | ALINMA TOKIO MARINE | KSA | 235,040 | 182,390 |
| 093 | NATIONAL / IRAQ | IRAQ | 226,880 | 196,280 |
| 094 | MATU | MOROCCO | 220,250 | 224,250 |
| 095 | FIDELITY UNITED | UAE | 219,190 | 154,760 |
| 096 | BIAT | TUNISIA | 218,000 | 204,100 |
| 097 | QNB AL AHLI LIFE | EGYPT | 217,800 | 242,000 |
| 098 | TRUST / PALESTINE | PALESTINE | 214,130 | 218,250 |
| 099 | METHAQ TAKAFUL | UAE | 212,430 | 207,060 |
| 100 | LIBANO SUISSE | LEBANON | 205,000 | 204,300 |
| 101 | SALAMA / KSA | KSA | 204,260 | 163,880 |
| 102 | COMAR | TUNISIA | 204,000 | 205,100 |
| 103 | RAK / UAE | UAE | 198,500 | 217,120 |
| 104 | SAGR COOP / KSA | KSA | 196,760 | 226,390 |
| 105 | AHLIA / OMAN ⁽¹⁰⁾ | OMAN | 196,500 | 196,650 |
| 106 | FIDELITY | LEBANON | 195,280 | 196,790 |
| 107 | GIG / JORDAN | JORDAN | 194,460 | 180,230 |
| 108 | OMAN QATAR | OMAN | 194,000 | 196,000 |
| 109 | TRUST / LIBYA | LIBYA | 193,000 | 193,000 |
| 110 | AMI | TUNISIA | 188,240 | 170,000 |
| 111 | FUJAIRAH NATIONAL | UAE | 186,810 | 176,500 |
| 112 | AL NISR AL ARABI | JORDAN | 184,760 | 174,630 |
| 113 | TAKAFUL OMAN | OMAN | 180,720 | 172,740 |
| 114 | ARABIA FALCON (AFIC) | OMAN | 175,460 | 185,820 |
| 115 | CIAR | ALGERIA | 171,870 | 171,870 |
| 116 | GAT | TUNISIA | 170,080 | 214,520 |
| 117 | ASTREE | TUNISIA | 170,000 | 172,100 |
| 118 | LLOYD TUNISIEN | TUNISIA | 167,000 | 166,230 |
| 119 | SECURITE | LEBANON | 163,880 | 80,750 |
| 120 | GULF GENERAL | KSA | 157,520 | 170,410 |
| 121 | VISION ⁽⁹⁾ | OMAN | 146,000 | 136,890 |
| 122 | GENERAL TAKAFUL ⁽¹⁾ | QATAR | 145,330 | 145,330 |
| 123 | BH ASSURANCE | TUNISIA | 141,960 | 132,460 |
| 124 | CARTE | TUNISIA | 140,130 | 143,180 |
| 125 | KFH TAKAFUL | KUWAIT | 139,000 | 148,110 |
| 126 | AMANA COOPERATIVE | KSA | 138,730 | 70,520 |
| 127 | MIDDLE EAST / JORDAN | JORDAN | 134,550 | 127,380 |
| 128 | AXA ME / LEBANON | LEBANON | 132,690 | 185,580 |
| 129 | GIG / EGYPT | EGYPT | 132,230 | 148,290 |
| 130 | JORDAN INSURANCE | JORDAN | 132,000 | 152,710 |
| 131 | EGYPTIAN TAKAFUL NON LIFE | EGYPT | 131,100 | 145,570 |
| 132 | NATIONAL / PALESTINE | PALESTINE | 131,040 | 139,330 |
| 133 | MAE | TUNISIA | 129,000 | 129,290 |
| 134 | ASCANA ⁽⁸⁾ | UAE | 126,020 | 133,220 |
| 135 | INSURANCE HOUSE | UAE | 125,300 | 105,080 |
| 136 | CLA | LEBANON | 123,090 | 123,090 |
| 137 | GIG TAKAFUL INT'L | BAHRAIN | 122,480 | 120,810 |
| 138 | AXA P&C EGYPT | EGYPT | 122,040 | 135,600 |
| 139 | ORIENT TAKAFUL | EGYPT | 118,510 | 161,480 |
| 140 | CAARAMA | ALGERIA | 115,100 | 114,940 |
| 141 | SAUDI ENAYA | KSA | 114,930 | 92,250 |
| 142 | AHLIA INS. GROUP | PALESTINE | 112,460 | 124,000 |
| 143 | UNITED / LIBYA | LIBYA | 112,220 | 110,000 |
| 144 | SUEZ CANAL | EGYPT | 112,000 | 111,380 |
| 145 | UNION NATIONALE ⁽¹⁾ | LEBANON | 108,000 | 108,000 |
| 146 | MUSCAT | OMAN | 105,360 | 111,530 |
| 147 | ALLIANZ P&C / EGYPT | EGYPT | 102,470 | 113,860 |
| 148 | METLIFE / JORDAN | JORDAN | 101,400 | 101,400 |
| 149 | SALAMA | ALGERIA | 100,640 | 96,200 |
| 150 | CTAMA | TUNISIA | 100,600 | 101,000 |

■ Established in 1976 ■ 42 African Member States

We cover the entire
African continent,
the Middle East
and beyond

FINANCIAL RATING

A

A.M. Best

A-

Standard
& Poor's

*Ranked among the Top 40 Global
Reinsurance Groups by S&P*

TOP 150 MENA INSURANCE CoS BY SHAREHOLDERS EQUITY

(US\$000)

| Rank | Company Name | Country | Shareholders Equity 2022 | Shareholders Equity 2021 |
|------|------------------------------|---------|--------------------------|--------------------------|
| 001 | QATAR INSURANCE | QATAR | 1,762,900 | 2,340,100 |
| 002 | QATAR GENERAL | QATAR | 1,252,900 | 1,410,410 |
| 003 | BUPA ARABIA | KSA | 1,151,430 | 1,116,280 |
| 004 | MISR INSURANCE | EGYPT | 1,093,000 | 1,215,440 |
| 005 | ORIENT | UAE | 1,089,440 | 1,034,270 |
| 006 | TAWUNIYA | KSA | 893,600 | 787,450 |
| 007 | MISR LIFE | EGYPT | 823,150 | 687,500 |
| 008 | GULF INS GRP (GIG) | KUWAIT | 748,200 | 631,350 |
| 009 | ADNIC | UAE | 732,400 | 771,520 |
| 010 | DAMAN HEALTH ⁽¹⁾ | UAE | 690,000 | 690,000 |
| 011 | SUKOON | UAE | 670,440 | 607,320 |
| 012 | RMA | MOROCCO | 657,000 | 657,300 |
| 013 | WAFU | MOROCCO | 629,200 | 610,680 |
| 014 | AXA MAROC | MOROCCO | 560,000 | 563,100 |
| 015 | SANLAM | MOROCCO | 493,220 | 470,840 |
| 016 | AHLEIA / KUWAIT | KUWAIT | 472,290 | 426,480 |
| 017 | KUWAIT INSURANCE | KUWAIT | 418,240 | 389,120 |
| 018 | ATLANTA SANAD | MOROCCO | 364,270 | 399,730 |
| 019 | AL AIN AL AHLIA | UAE | 358,800 | 354,240 |
| 020 | RAJHI TAKAFUL | KSA | 348,590 | 338,020 |
| 021 | MAE | TUNISIA | 330,450 | 33,560 |
| 022 | LIVA / OMAN | OMAN | 328,850 | 172,710 |
| 023 | DOHA INSURANCE GROUP | QATAR | 317,640 | 326,570 |
| 024 | SAA | ALGERIA | 314,890 | 300,100 |
| 025 | EMIRATES INS. | UAE | 313,300 | 319,550 |
| 026 | ARABIAN SHIELD | KSA | 297,150 | 130,330 |
| 027 | WALAA | KSA | 282,500 | 216,170 |
| 028 | WATHBA NATIONAL | UAE | 270,300 | 265,000 |
| 029 | SGBL INSURANCE | LEBANON | 269,890 | 166,370 |
| 030 | gig SAUDI | KSA | 258,780 | 262,640 |
| 031 | MCMA | MOROCCO | 240,000 | 246,200 |
| 032 | ALJAZIRA TAKAFUL | KSA | 224,290 | 216,730 |
| 033 | SALAMA / UAE | UAE | 220,610 | 229,750 |
| 034 | CAAT | ALGERIA | 218,000 | 216,410 |
| 035 | ALLIANZ SAUDI FRANSI | KSA | 187,150 | 187,240 |
| 036 | DUBAI | UAE | 186,410 | 172,000 |
| 037 | DUBAI NATIONAL | UAE | 184,700 | 184,970 |
| 038 | BNH | BAHRAIN | 179,940 | 174,640 |
| 039 | MEDGULF / KSA | KSA | 176,980 | 216,070 |
| 040 | BUHAIRA NATIONAL | UAE | 169,410 | 185,530 |
| 041 | BEEMA | QATAR | 160,080 | 155,260 |
| 042 | NATIONAL / IRAQ | IRAQ | 160,000 | 151,010 |
| 043 | AROPE / LEBANON | LEBANON | 159,580 | 159,580 |
| 044 | CAAR | ALGERIA | 155,930 | 177,080 |
| 045 | QLM | QATAR | 154,750 | 169,830 |
| 046 | KHALEEJ TAKAFUL | QATAR | 150,930 | 145,000 |
| 047 | AL ETIHAD | KSA | 150,740 | 147,830 |
| 048 | ALLIANCE / UAE | UAE | 149,010 | 146,760 |
| 049 | NGI | UAE | 144,150 | 150,000 |
| 050 | Abu Dhabi National Takaful | UAE | 133,720 | 140,610 |
| 051 | WARBA | KUWAIT | 125,920 | 132,280 |
| 052 | QATAR ISLAMIC INS. GROUP | QATAR | 125,350 | 116,710 |
| 053 | CNMA | ALGERIA | 124,400 | 122,840 |
| 054 | DHAFRA | UAE | 123,000 | 126,200 |
| 055 | STAR | TUNISIA | 119,280 | 123,270 |
| 056 | ARABIA / LEBANON | LEBANON | 116,260 | 161,800 |
| 057 | GIG BAHRAIN | BAHRAIN | 116,100 | 115,430 |
| 058 | CASH | ALGERIA | 107,050 | 99,190 |
| 059 | AHLIA / OMAN ⁽¹⁰⁾ | OMAN | 105,910 | 104,710 |
| 060 | BURUJ | KSA | 105,280 | 118,000 |
| 061 | WATANIYA / KSA | KSA | 101,450 | 56,320 |
| 062 | CHUBB ARABIA | KSA | 97,220 | 95,970 |
| 063 | GULF UNION AL AHLIA | KSA | 92,600 | 34,650 |
| 064 | MEDGULF / LEBANON | LEBANON | 90,690 | 90,690 |
| 065 | ALLIANZ (LIFE) | EGYPT | 89,780 | 99,760 |
| 066 | MALATH | KSA | 89,720 | 99,090 |
| 067 | SOLIDARITY | BAHRAIN | 86,400 | 78,930 |
| 068 | LIVA | KSA | 83,740 | 97,820 |
| 069 | BANKERS ⁽¹⁾ | LEBANON | 80,720 | 80,720 |
| 070 | FUJAIRAH NATIONAL | UAE | 80,300 | 92,470 |
| 071 | METLIFE | LEBANON | 78,640 | 62,620 |
| 072 | OMAN UNITED | OMAN | 78,420 | 80,160 |
| 073 | DHOFAR | OMAN | 76,720 | 70,400 |
| 074 | LIAASSUREX | LEBANON | 73,730 | 73,730 |
| 075 | COMAR | TUNISIA | 71,800 | 73,130 |

| Rank | Company Name | Country | Shareholders Equity 2022 | Shareholders Equity 2021 |
|------|---------------------------------|-----------|--------------------------|--------------------------|
| 076 | GULF GENERAL | KSA | 71,000 | 98,780 |
| 077 | SAGR NATIONAL / UAE | UAE | 70,000 | 70,000 |
| 078 | UNION / UAE | UAE | 69,170 | 64,170 |
| 079 | SAICO / KSA | KSA | 68,780 | 78,060 |
| 080 | ASCANA ⁽⁸⁾ | UAE | 68,550 | 84,400 |
| 081 | GIG / JORDAN | JORDAN | 68,300 | 66,280 |
| 082 | SHARJAH | UAE | 67,740 | 62,750 |
| 083 | METLIFE / EGYPT | EGYPT | 67,710 | 77,460 |
| 084 | ORIENT TAKAFUL | UAE | 65,060 | 56,860 |
| 085 | TRUST / PALESTINE | PALESTINE | 62,850 | 60,250 |
| 086 | SECURITE | LEBANON | 62,670 | 25,300 |
| 087 | GENERAL TAKAFUL ⁽¹⁾ | QATAR | 62,110 | 62,110 |
| 088 | OMAN QATAR | OMAN | 59,500 | 54,100 |
| 089 | LIBYA | LIBYA | 59,440 | 57,350 |
| 090 | ARABIA COOP | KSA | 59,250 | 57,510 |
| 091 | MIDDLE EAST / JORDAN | JORDAN | 59,000 | 57,640 |
| 092 | AMANA COOPERATIVE | KSA | 58,850 | 6,950 |
| 093 | MAGHREBIA | TUNISIA | 57,760 | 49,350 |
| 094 | MADINA TAKAFUL | OMAN | 57,020 | 59,100 |
| 095 | WATANIA TAKAFUL | UAE | 56,160 | 41,480 |
| 096 | WATANIA / UAE | UAE | 56,160 | 41,480 |
| 097 | JORDAN INSURANCE | JORDAN | 56,000 | 70,870 |
| 098 | UCA / KSA | KSA | 53,710 | 66,700 |
| 099 | ASTREE | TUNISIA | 53,200 | 53,610 |
| 100 | ARABIA FALCON (AFIC) | OMAN | 52,450 | 52,980 |
| 101 | ALINMA TOKIO MARINE | KSA | 51,880 | 49,910 |
| 102 | SHARQ ⁽¹⁾ | QATAR | 49,400 | 49,400 |
| 103 | FIRST (SOLIDARITY GROUP) | JORDAN | 48,950 | 48,050 |
| 104 | AHLIA INS. GROUP | PALESTINE | 48,270 | 45,580 |
| 105 | TAKAFUL OMAN | OMAN | 47,520 | 76,170 |
| 106 | CARTE | TUNISIA | 46,890 | 44,740 |
| 107 | KIB TAKAFUL | KUWAIT | 46,730 | N/A |
| 108 | MUSCAT | OMAN | 46,670 | 45,450 |
| 109 | NATIONAL / PALESTINE | PALESTINE | 46,290 | 46,710 |
| 110 | LIBANO SUISSE | LEBANON | 46,100 | 43,600 |
| 111 | CIAR | ALGERIA | 46,030 | 46,030 |
| 112 | SAUDI ENAYA | KSA | 45,750 | 15,670 |
| 113 | AXA LIFE | EGYPT | 45,000 | 50,000 |
| 114 | CLA | LEBANON | 44,730 | 44,730 |
| 115 | ACIG | KSA | 43,930 | 8,960 |
| 116 | GIG / EGYPT | EGYPT | 42,640 | 48,040 |
| 117 | QNB AL AHLI LIFE | EGYPT | 42,030 | 46,700 |
| 118 | MAROCAINE VIE | MOROCCO | 42,000 | 48,000 |
| 119 | UNION NATIONALE ⁽¹⁾ | LEBANON | 42,000 | 42,000 |
| 120 | WETHAQ TAKAFUL | KUWAIT | 40,800 | 40,800 |
| 121 | INSURANCE HOUSE | UAE | 39,800 | 40,600 |
| 122 | SNA | LEBANON | 39,700 | 39,700 |
| 123 | RAK / UAE | UAE | 39,500 | 55,230 |
| 124 | FIDELITY UNITED | UAE | 38,180 | 27,380 |
| 125 | KFH TAKAFUL | KUWAIT | 38,100 | 35,160 |
| 126 | UNITED / BAHRAIN ⁽¹⁾ | BAHRAIN | 36,430 | 36,430 |
| 127 | NORTH | LEBANON | 36,400 | 37,150 |
| 128 | VISION ⁽⁹⁾ | OMAN | 35,770 | 34,600 |
| 129 | ENAYA / KUWAIT | KUWAIT | 35,000 | 35,000 |
| 130 | BUPA / EGYPT | EGYPT | 34,600 | 38,460 |
| 131 | ISLAMIC / JORDAN | JORDAN | 34,360 | 33,750 |
| 132 | ORIENT TAKAFUL | EGYPT | 34,300 | 48,970 |
| 133 | TAKAFUL EMARAT | UAE | 34,200 | 33,540 |
| 134 | SALAMA | ALGERIA | 33,780 | 33,980 |
| 135 | SAGR COOP / KSA | KSA | 33,670 | 55,790 |
| 136 | HAYAH | UAE | 33,560 | 33,870 |
| 137 | DELTA | EGYPT | 33,300 | 31,930 |
| 138 | GIG TAKAFUL INT'L | BAHRAIN | 32,130 | 30,860 |
| 139 | TRUST / ALGERIA | ALGERIA | 31,900 | 31,900 |
| 140 | ALLIANZ P&C / EGYPT | EGYPT | 31,140 | 34,610 |
| 141 | LLOYD TUNISIEN | TUNISIA | 31,060 | 30,790 |
| 142 | SEIB | QATAR | 31,000 | 32,500 |
| 143 | GAT | TUNISIA | 30,540 | 28,830 |
| 144 | ADIR / LEBANON | LEBANON | 30,030 | 30,030 |
| 145 | AL NISR AL ARABI | JORDAN | 29,550 | 32,210 |
| 146 | ALLIANCE / ALGERIA | ALGERIA | 29,490 | 29,490 |
| 147 | NEWTON | JORDAN | 28,860 | 28,860 |
| 148 | GRUPEMED (GMI) | LEBANON | 28,150 | 25,310 |
| 149 | BH ASSURANCE | TUNISIA | 28,100 | 27,900 |
| 150 | EGYPTIAN TAKAFUL NON LIFE | EGYPT | 27,100 | 27,100 |



Damaan Islamic Insurance Company

استثمر في راحة بالك
INVEST IN YOUR PEACE OF MIND



TOP 150 MENA INSURANCE CoS BY PROFIT

(US\$000)

| Rank | Company Name | Country | Net Profit 2022 | Net Profit 2021 | Rank | Company Name | Country | Net Profit 2022 | Net Profit 2021 |
|------|---------------------------------|---------|-----------------|-----------------|------|----------------------------|-----------|-----------------|-----------------|
| 001 | BUPA ARABIA | KSA | 230,020 | 166,820 | 076 | KFH TAKAFUL | KUWAIT | 5,660 | 3,460 |
| 002 | ORIENT | UAE | 142,040 | 129,730 | 077 | LIBYA | LIBYA | 5,500 | 4,100 |
| 003 | KUWAIT INSURANCE | KUWAIT | 136,610 | 37,800 | 078 | METLIFE / JORDAN | JORDAN | 5,500 | 5,780 |
| 004 | GULF INS GRP (GIG) | KUWAIT | 125,540 | 165,660 | 079 | MOHANDES | EGYPT | 5,270 | 5,070 |
| 005 | MISR LIFE | EGYPT | 122,150 | 100,000 | 080 | UNION / UAE | UAE | 5,210 | 3,600 |
| 006 | TAWUNIYA | KSA | 104,270 | 71,080 | 081 | MAGHREBIA VIE | TUNISIA | 5,100 | 4,370 |
| 007 | ADNIC | UAE | 102,970 | 109,500 | 082 | Abu Dhabi National Takaful | UAE | 4,960 | 24,000 |
| 008 | RMA | MOROCCO | 89,000 | 89,610 | 083 | BANCASSURANCE | LEBANON | 4,810 | N/A |
| 009 | SUKOON | UAE | 60,930 | 56,170 | 084 | SHARQ ⁽¹⁾ | QATAR | 4,800 | 4,800 |
| 010 | WAFI | MOROCCO | 60,110 | 53,010 | 085 | GIG TAKAFUL INT'L | BAHRAIN | 4,510 | 4,250 |
| 011 | AHLEIA / KUWAIT | KUWAIT | 58,360 | 45,500 | 086 | AL NISR AL ARABI | JORDAN | 4,270 | 4,120 |
| 012 | SECURITE | LEBANON | 44,040 | 1,200 | 087 | BH ASSURANCE | TUNISIA | 4,260 | 4,490 |
| 013 | ATLANTA SANAD | MOROCCO | 39,210 | 49,010 | 088 | CIS | EGYPT | 4,110 | 1,060 |
| 014 | AXA MAROC | MOROCCO | 36,000 | 36,100 | 089 | LIAASSUREX | LEBANON | 4,060 | -2,560 |
| 015 | DOHA INSURANCE GROUP | QATAR | 28,040 | 20,120 | 090 | TRUST / PALESTINE | PALESTINE | 3,870 | 2,600 |
| 016 | BEEMA | QATAR | 27,810 | 27,560 | 091 | NATIONAL / PALESTINE | PALESTINE | 3,870 | 3,110 |
| 017 | QATAR ISLAMIC INS. GROUP | QATAR | 27,780 | 22,810 | 092 | CAC | YEMEN | 3,800 | 3,800 |
| 018 | DUBAI | UAE | 25,120 | 22,000 | 093 | METHAQ TAKAFUL | UAE | 3,720 | -2,060 |
| 019 | gig SAUDI | KSA | 24,890 | 44,470 | 094 | SUEZ CANAL LIFE | EGYPT | 3,630 | 3,630 |
| 020 | SANLAM | MOROCCO | 24,000 | 24,340 | 095 | NEWTON | JORDAN | 3,540 | 190 |
| 021 | RAJHI TAKAFUL | KSA | 23,900 | 26,250 | 096 | ARABIA COOP | KSA | 3,410 | 1,140 |
| 022 | SAA | ALGERIA | 22,940 | 19,600 | 097 | MIDDLE EAST / JORDAN | JORDAN | 3,380 | 2,300 |
| 023 | QLM | QATAR | 22,800 | 29,170 | 098 | MASHREQ / PALESTINE | PALESTINE | 3,240 | 1,070 |
| 024 | CAAT | ALGERIA | 22,000 | 21,280 | 099 | PALESTINE INS. | PALESTINE | 3,200 | 2,610 |
| 025 | METLIFE | LEBANON | 21,030 | 9,740 | 100 | CARTE | TUNISIA | 3,200 | 3,010 |
| 026 | EMIRATES INS. | UAE | 19,550 | 19,340 | 101 | CHUBB ARABIA | KSA | 3,160 | 3,610 |
| 027 | BNH | BAHRAIN | 18,550 | 17,770 | 102 | SALAMA | ALGERIA | 3,160 | 3,280 |
| 028 | AL AIN AL AHLIA | UAE | 17,210 | 22,670 | 103 | AROPE / LEBANON | LEBANON | 3,130 | 3,130 |
| 029 | NGI | UAE | 14,610 | 19,000 | 104 | YEMEN GENERAL | YEMEN | 3,000 | 2,940 |
| 030 | AL ETIHAD | KSA | 13,550 | 12,920 | 105 | AHLIA INS. GROUP | PALESTINE | 2,970 | -1,580 |
| 031 | GIG BAHRAIN | BAHRAIN | 12,990 | 11,500 | 106 | ISLAMIC / JORDAN | JORDAN | 2,870 | 4,040 |
| 032 | KHALEEJ TAKAFUL | QATAR | 12,350 | 11,000 | 107 | SALAMA | EGYPT | 2,850 | 2,560 |
| 033 | BANKERS ⁽¹⁾ | LEBANON | 12,170 | 12,170 | 108 | FIRST (SOLIDARITY GROUP) | JORDAN | 2,840 | 2,940 |
| 034 | SOLIDARITY | BAHRAIN | 12,020 | 8,720 | 109 | GROUPEMED (GMI) | LEBANON | 2,840 | 4,380 |
| 035 | DUBAI NATIONAL | UAE | 12,020 | 15,360 | 110 | SUEZ CANAL | EGYPT | 2,800 | 2,200 |
| 036 | SNA | LEBANON | 11,990 | 11,990 | 111 | ALLIANCE / ALGERIA | ALGERIA | 2,800 | 2,800 |
| 037 | MAGHREBIA | TUNISIA | 11,950 | 10,610 | 112 | MADINA TAKAFUL | OMAN | 2,760 | 2,490 |
| 038 | GIG / EGYPT | EGYPT | 11,900 | 12,150 | 113 | ARABIA FALCON (AFIC) | OMAN | 2,730 | 4,360 |
| 039 | SALAMA / UAE | UAE | 11,570 | 13,130 | 114 | BURGAN TAKAFUL | KUWAIT | 2,660 | 1,000 |
| 040 | CNMA | ALGERIA | 11,450 | 11,120 | 115 | HAYETT | TUNISIA | 2,550 | 2,680 |
| 041 | NATIONAL / IRAQ | IRAQ | 11,150 | 8,430 | 116 | GAM | ALGERIA | 2,500 | 2,400 |
| 042 | WATHBA NATIONAL | UAE | 11,080 | 45,000 | 117 | ISLAMIC / YEMEN | YEMEN | 2,500 | 1,340 |
| 043 | ALLIANCE / UAE | UAE | 10,500 | 11,200 | 118 | LLOYD TUNISIEN | TUNISIA | 2,420 | 2,240 |
| 044 | GIG / JORDAN | JORDAN | 10,310 | 17,280 | 119 | VISION ⁽⁹⁾ | OMAN | 2,400 | -4,660 |
| 045 | WARBA | KUWAIT | 10,110 | 7,540 | 120 | TRUST / ALGERIA | ALGERIA | 2,400 | 2,400 |
| 046 | UNITED / YEMEN | YEMEN | 10,110 | 10,110 | 121 | GIG ALGERIA ⁽¹⁾ | ALGERIA | 2,400 | 2,400 |
| 047 | COMAR | TUNISIA | 10,100 | 14,700 | 122 | UNITED / LIBYA | LIBYA | 2,400 | 2,250 |
| 048 | DHOFAR | OMAN | 9,800 | 6,600 | 123 | AROPE / EGYPT | EGYPT | 2,370 | 2,370 |
| 049 | STAR | TUNISIA | 9,440 | 7,240 | 124 | ZITOUNA TAKAFUL | TUNISIA | 2,350 | 2,820 |
| 050 | DHAFRA | UAE | 9,210 | 10,530 | 125 | JERUSALEM | JORDAN | 2,330 | 1,850 |
| 051 | MAROCAINE VIE | MOROCCO | 8,800 | 10,100 | 126 | GLOBAL UNITED | PALESTINE | 2,290 | 3,420 |
| 052 | CASH | ALGERIA | 8,640 | 7,480 | 127 | TAMKEEN | PALESTINE | 2,200 | 1,250 |
| 053 | CIAR | ALGERIA | 8,600 | 8,600 | 128 | EURO ARAB | JORDAN | 2,150 | 1,330 |
| 054 | UNION NATIONALE ⁽¹⁾ | LEBANON | 8,500 | 8,500 | 129 | LIBO | LIBYA | 2,150 | 2,000 |
| 055 | SHARJAH | UAE | 8,450 | 7,420 | 130 | ISKAN | EGYPT | 2,120 | 2,120 |
| 056 | CAAR | ALGERIA | 8,320 | 8,320 | 131 | TAKAFUL / PALESTINE | PALESTINE | 2,100 | 2,030 |
| 057 | IRAQ GENERAL | IRAQ | 8,260 | 7,490 | 132 | SGBL INSURANCE | LEBANON | 2,050 | 130 |
| 058 | ORIENT TAKAFUL | UAE | 8,200 | 4,200 | 133 | TRUST / LIBYA | LIBYA | 2,000 | 1,900 |
| 059 | DELTA | EGYPT | 8,100 | 7,880 | 134 | AMANA | LEBANON | 1,990 | 2,980 |
| 060 | ALJAZIRA TAKAFUL | KSA | 8,080 | 5,860 | 135 | ALINMA TOKIO MARINE | KSA | 1,980 | -3,960 |
| 061 | CUMBERLAND | LEBANON | 8,000 | 8,000 | 136 | KIB TAKAFUL | KUWAIT | 1,970 | N/A |
| 062 | GAT | TUNISIA | 7,820 | 7,930 | 137 | AXA ME / LEBANON | LEBANON | 1,930 | 30 |
| 063 | LIVA / OMAN | OMAN | 7,770 | 23,920 | 138 | BURGAN | LEBANON | 1,910 | 640 |
| 064 | ARABIA / LEBANON | LEBANON | 7,610 | 7,940 | 139 | UNITED / JORDAN | JORDAN | 1,890 | 1,870 |
| 065 | AHLIA / OMAN ⁽¹⁰⁾ | OMAN | 7,600 | 9,950 | 140 | gig EGYPT LIFE TAKAFUL | EGYPT | 1,850 | 2,640 |
| 066 | OMAN QATAR | OMAN | 7,500 | 8,200 | 141 | UIC / SYRIA | SYRIA | 1,830 | 1,390 |
| 067 | ALLIANZ SAUDI FRANSI | KSA | 7,480 | 4,400 | 142 | AMI | TUNISIA | 1,790 | 620 |
| 068 | ARABIAN SHIELD | KSA | 7,450 | 6,980 | 143 | AGLIC | ALGERIA | 1,720 | 1,610 |
| 069 | ORIENT TAKAFUL | EGYPT | 7,270 | 10,100 | 144 | ASIA | IRAQ | 1,700 | 1,620 |
| 070 | OMAN UNITED | OMAN | 7,170 | 10,300 | 145 | ISLAMIC / SUDAN | SUDAN | 1,610 | 1,610 |
| 071 | MEDGULF / LEBANON | LEBANON | 7,000 | 7,000 | 146 | WATANIA / JORDAN | JORDAN | 1,560 | 1,300 |
| 072 | GENERAL TAKAFUL ⁽¹⁾ | QATAR | 6,540 | 6,540 | 147 | JORDAN INSURANCE | JORDAN | 1,500 | 1,240 |
| 073 | ASTREE | TUNISIA | 6,500 | 7,290 | 148 | MAE | TUNISIA | 1,500 | 1,660 |
| 074 | BIAT | TUNISIA | 6,300 | 5,600 | 149 | JOFICO | JORDAN | 1,450 | 1,120 |
| 075 | UNITED / BAHRAIN ⁽¹⁾ | BAHRAIN | 5,820 | 5,820 | 150 | AL HILAL LIFE | BAHRAIN | 1,400 | 1,160 |



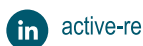
Look at everything from a
new perspective



A global, specialised and innovative
reinsurance company.



Download our
Digital Brochure



MENA REINSURANCE CoS RANKED BY PREMIUM WRITTEN 2022

(US\$000)

| Rank | Company Name | Country | Premium 2022 | Premium 2021 | Assets 2022 | Assets 2021 | Shareholders Equity 2022 | Shareholders Equity 2021 | Net Profit 2022 | Net Profit 2021 | Roe (%) | Rating |
|-------------------------|-------------------------|---------|------------------|------------------|------------------------|------------------|--------------------------|--------------------------|-----------------|-----------------|---------|--------------|
| 01 | IGI | UAE | 581,850 | 545,590 | 1,561,100 | 1,451,730 | 429,780 | 401,870 | 85,470 | 43,700 | 19.9 | A (AM BEST) |
| 02 | SAUDI RE | KSA | 374,210 | 295,570 | 1,137,320 | 845,650 | 267,730 | 258,000 | 15,140 | 14,220 | 5.7 | A3 (Moody's) |
| 03 | SCR | MOROCCO | 324,560 | 246,540 | 1,585,320 | 1,472,600 | 257,550 | 251,160 | 26,500 | 29,280 | 10.3 | B++(AM BEST) |
| 04 | CCR | ALGERIA | 296,490 | 285,500 | 940,000 | 904,360 | 299,680 | 276,170 | 38,230 | 36,060 | 12.8 | B+(AM BEST) |
| 05 | TRUST RE ⁽²⁾ | BAHRAIN | 250,000 | 250,000 | 1,640,000 | 1,640,000 | 385,000 | 385,000 | - | - | - | |
| 06 | KUWAIT RE | KUWAIT | 242,450 | 236,460 | 698,060 | 631,920 | 226,950 | 208,520 | 26,030 | 20,850 | 11.5 | A- (AM BEST) |
| 07 | CEDAR RE | BERMUDA | 120,200 | 120,200 | 244,660 | 244,660 | 48,960 | 48,960 | 12,930 | 11,100 | 26.4 | |
| 08 | OMAN RE | OMAN | 85,850 | 69,010 | 284,910 | 273,010 | 75,630 | 76,100 | 4,230 | 3,550 | 5.6 | BB+ (FITCH) |
| 09 | ARAB RE | LEBANON | 62,080 | 61,000 | 306,370 | 315,260 | 109,230 | 104,500 | 4,790 | 4,800 | 4.4 | B- (AM BEST) |
| 10 | TUNIS RE | TUNISIA | 62,000 | 51,640 | 299,840 | 288,720 | 75,120 | 70,860 | 6,310 | 5,290 | 8.4 | B (AM BEST) |
| 11 | IRAQ RE | IRAQ | 33,000 | 28,900 | 220,000 | 180,000 | 160,000 | 143,100 | 9,300 | 8,800 | 5.8 | |
| 12 | NATIONAL RE | SUDAN | 26,000 | 36,780 | 15,600 | 19,060 | 5,500 | 8,740 | - | 540 | - | |
| 13 | MAMDA RE ⁽²⁾ | MOROCCO | 13,300 | 13,300 | N/A | N/A | N/A | N/A | N/A | N/A | - | |
| 14 | ARAB UNION RE | SYRIA | 4,530 | 2,800 | 36,000 | 35,400 | 7,500 | 7,100 | 770 | N/A | 10.3 | |
| 15 | ARIG ⁽³⁾ | BAHRAIN | 1,300 | 13,800 | 452,350 | 613,690 | 277,360 | 278,960 | 19,910 | 24,410 | 7.2 | |
| 16 | MENA RE | UAE | N/A | N/A | N/A | N/A | N/A | N/A | N/A | N/A | - | |
| TOTAL (US\$ 000) | | | 2,477,820 | 2,257,090 | 9,421,530 | 8,916,060 | 2,625,990 | 2,519,040 | 249,610 | 202,600 | | |
| | | | (1) Result 2021 | (2) Result 2020 | (3) Stopped Operations | | | | | | | |

MENA REINSURANCE CoS BY EQUITY

(US\$000)

| Rank | Company Name | Country | Equity 2022 |
|-------------------------|---------------|---------|------------------|
| 01 | IGI | UAE | 429,780 |
| 02 | TRUST RE (2) | BAHRAIN | 385,000 |
| 03 | CCR | ALGERIA | 299,680 |
| 04 | ARIG (3) | BAHRAIN | 277,360 |
| 05 | SAUDI RE | KSA | 267,730 |
| 06 | SCR | MOROCCO | 257,550 |
| 07 | KUWAIT RE | KUWAIT | 226,950 |
| 08 | IRAQ RE | IRAQ | 160,000 |
| 09 | ARAB RE | LEBANON | 109,230 |
| 10 | OMAN RE | OMAN | 75,630 |
| 11 | TUNIS RE | TUNISIA | 75,120 |
| 12 | CEDAR RE | BERMUDA | 48,960 |
| 13 | ARAB UNION RE | SYRIA | 7,500 |
| 14 | NATIONAL RE | SUDAN | 5,500 |
| 15 | MAMDA RE (2) | MOROCCO | N/A |
| 16 | MENA RE | UAE | N/A |
| TOTAL (US\$ 000) | | | 2,625,990 |

MENA REINSURANCE CoS BY NET PROFIT

(US\$000)

| Rank | Company Name | Country | Net Profit 2022 | Net Profit 2021 |
|-------------------------|---------------|---------|-----------------|-----------------|
| 01 | IGI | UAE | 85,470 | 43,700 |
| 02 | CCR | ALGERIA | 38,230 | 36,060 |
| 03 | SCR | MOROCCO | 26,500 | 29,280 |
| 04 | KUWAIT RE | KUWAIT | 26,030 | 20,850 |
| 05 | ARIG (3) | BAHRAIN | 19,910 | 24,410 |
| 06 | SAUDI RE | KSA | 15,140 | 14,220 |
| 07 | CEDAR RE | BERMUDA | 12,930 | 11,100 |
| 08 | IRAQ RE | IRAQ | 9,300 | 8,800 |
| 09 | TUNIS RE | TUNISIA | 6,310 | 5,290 |
| 10 | ARAB RE | LEBANON | 4,790 | 4,800 |
| 11 | OMAN RE | OMAN | 4,230 | 3,550 |
| 12 | ARAB UNION RE | SYRIA | 770 | N/A |
| 13 | MAMDA RE (2) | MOROCCO | N/A | N/A |
| 14 | MENA RE | UAE | N/A | N/A |
| 15 | TRUST RE (2) | BAHRAIN | - | - |
| 16 | NATIONAL RE | SUDAN | - | 540 |
| TOTAL (US\$ 000) | | | 249,610 | 202,600 |

LONG-TERM STRATEGIES



SHAPED IN THE LIGHT OF PROFOUND EXPERIENCE OF MORE THAN 90 YEARS

MENA REINSURANCE BROKERS RANKED BY PREMIUM WRITTEN 2022

(US\$000)

| Rank | Company Name | Country | Premium 2022 | Premium 2021 | Shareholders Equity 2022 | Shareholders Equity 2021 | Revenue 2022 | Revenue 2021 | Net Profit 2022 | Net Profit 2021 |
|-------------------------|----------------------|---------|------------------|------------------|-----------------------------|-----------------------------|-----------------|-----------------|--------------------|--------------------|
| 01 | UIB (1) | UK | 1,236,000 | 1,236,000 | 86,700 | 86,700 | 103,840 | 103,840 | 27,520 | 27,520 |
| 02 | NASCO RE | LEBANON | 1,220,000 | 1,070,000 | 68,000 | 67,440 | 110,000 | 109,000 | 12,930 | 12,400 |
| 03 | CHEDID RE | LEBANON | 1,200,000 | 1,200,000 | N/A | N/A | N/A | N/A | N/A | N/A |
| 04 | APEX | JORDAN | 492,100 | 430,000 | 6,010 | 5,320 | 14,460 | 13,440 | N/A | N/A |
| 05 | FENCHURCH FARIS | GREECE | 307,900 | 280,000 | 6,690 | 6,100 | 38,570 | 32,400 | N/A | N/A |
| 06 | LINK | LEBANON | 105,000 | 90,000 | N/A | N/A | N/A | N/A | N/A | N/A |
| 07 | ARC - RE | LEBANON | 94,340 | 89,850 | N/A | N/A | N/A | N/A | N/A | N/A |
| 08 | PREMIUM | LEBANON | 73,300 | 66,000 | N/A | N/A | N/A | N/A | N/A | N/A |
| 09 | WILLIS TOWERS WATSON | EGYPT | 60,500 | 60,500 | N/A | N/A | N/A | N/A | N/A | N/A |
| 10 | ADDISON BRADLEY GRP | LEBANON | 30,000 | 25,000 | N/A | N/A | N/A | N/A | N/A | N/A |
| 11 | PROTECTION RE | BAHRAIN | 30,000 | 15,000 | N/A | N/A | N/A | N/A | N/A | N/A |
| 12 | GROUPEMED RE | UAE | 23,930 | 38,940 | 3,670 | 4,720 | 1,070 | 1,760 | -50 | 360 |
| 13 | C&G RE | LEBANON | 23,000 | 23,500 | 450 | 800 | N/A | N/A | N/A | N/A |
| 14 | GALAXY (2) | UAE | 21,000 | 21,000 | N/A | N/A | N/A | N/A | N/A | N/A |
| 15 | PMC RE | LEBANON | 18,000 | 24,000 | N/A | N/A | 1,370 | 1,400 | 330 | 300 |
| 16 | GRS | LEBANON | 17,750 | 15,780 | N/A | N/A | 1,100 | 910 | N/A | N/A |
| 17 | ARB HOLDING (1) | EGYPT | 17,000 | 17,000 | N/A | N/A | N/A | N/A | N/A | N/A |
| 18 | AGMA | MOROCCO | 15,200 | 14,100 | N/A | N/A | N/A | N/A | N/A | N/A |
| 19 | ARB | MOROCCO | 9,400 | 7,300 | N/A | N/A | N/A | N/A | N/A | N/A |
| 20 | SUN RE | UAE | 9,100 | 8,250 | N/A | N/A | N/A | N/A | N/A | N/A |
| 21 | MERCU RE (1) | EGYPT | 5,000 | 5,000 | N/A | N/A | N/A | N/A | N/A | N/A |
| 22 | DACH | TUNISIA | 5,000 | 4,100 | N/A | N/A | N/A | N/A | N/A | N/A |
| 23 | PROASSUR | TUNISIA | 4,400 | 3,800 | N/A | N/A | N/A | N/A | N/A | N/A |
| 24 | TICAR (2) | TUNISIA | 1,800 | 1,800 | N/A | N/A | N/A | N/A | N/A | N/A |
| 25 | ISA | LEBANON | N/A | N/A | N/A | N/A | N/A | N/A | N/A | N/A |
| 26 | BROKTECH | LEBANON | N/A | N/A | N/A | N/A | N/A | N/A | N/A | N/A |
| 27 | SHIELDS RE | UAE | N/A | N/A | N/A | N/A | N/A | N/A | N/A | N/A |
| 28 | CITY RE | JORDAN | N/A | N/A | N/A | N/A | N/A | N/A | N/A | N/A |
| 29 | COPE (3) | LEBANON | N/A | N/A | N/A | N/A | N/A | N/A | N/A | N/A |
| 30 | SWAN RE | UAE | N/A | N/A | N/A | N/A | N/A | N/A | N/A | N/A |
| TOTAL (US\$ 000) | | | 5,019,720 | 4,746,920 | 171,520 | 171,080 | 270,410 | 262,750 | 40,730 | 40,580 |
| | | | (1) Result 2021 | (2) Result 2020 | (3) Newly Registered | | | | | |

P.S: ALL BROKERS NUMBERS ARE AS SEND BY EACH COMPANY

الارقام المنشورة لوساطة اعادة التأمين وردتنا مباشرة من وسطاء الاعادة وهي على مسؤوليتهم.

يحظر نقل الارقام الواردة في هذا الملحق ونحتفظ بحق ملاحقة كل من يخالف هذا التحذير

Competence *that makes a* DIFFERENCE



Reinsurance **LINK**

MENA INSURANCE COS RANKING BY PREMIUM WRITTEN BY COUNTRY - YEAR 2022

(US\$000)

| Rank | Company Name | Premium Written 2022 | Premium Written 2021 | Assets 2022 | Assets 2021 | Shareholders Equity 2022 | Shareholders Equity 2021 | Net Profit 2022 | Net Profit 2021 | Roe (%) |
|----------------|---------------------------|----------------------|----------------------|------------------|------------------|--------------------------|--------------------------|-----------------|-----------------|---------|
| ALGERIA | | | | | | | | | | |
| 001 | SAA | 215,100 | 206,500 | 710,570 | 725,500 | 314,890 | 300,100 | 22,940 | 19,600 | 7.3 |
| 002 | CAAT | 193,980 | 182,000 | 619,000 | 618,970 | 218,000 | 216,410 | 22,000 | 21,280 | 10.1 |
| 003 | CASH | 137,680 | 116,940 | 529,940 | 456,450 | 107,050 | 99,190 | 8,640 | 7,480 | 8.1 |
| 004 | CAAR | 121,350 | 117,090 | 383,000 | 375,080 | 155,930 | 177,080 | 8,320 | 8,320 | 5.3 |
| 005 | CNMA | 96,380 | 90,650 | 272,000 | 271,200 | 124,400 | 122,840 | 11,450 | 11,120 | 9.2 |
| 006 | CIAR | 64,400 | 62,040 | 171,870 | 171,870 | 46,030 | 46,030 | 8,600 | 8,600 | 18.7 |
| 007 | TRUST | 47,910 | 43,450 | 72,000 | 72,000 | 31,900 | 31,900 | 2,400 | 2,400 | 7.5 |
| 008 | ALLIANCE | 38,300 | 34,580 | 67,370 | 67,370 | 29,490 | 29,490 | 2,800 | 2,800 | 9.5 |
| 009 | GIG ⁽¹⁾ | 33,300 | 33,300 | 58,000 | 58,000 | 18,000 | 18,000 | 2,400 | 2,400 | 13.3 |
| 010 | SALAMA | 31,100 | 31,020 | 100,640 | 96,200 | 33,780 | 33,980 | 3,160 | 3,280 | 9.4 |
| 011 | CARDIF AL DJAZAIR | 25,980 | 23,070 | N/A | N/A | N/A | N/A | N/A | N/A | - |
| 012 | GAM | 22,190 | 22,680 | 36,000 | 36,100 | 14,000 | 14,200 | 2,500 | 2,400 | 17.9 |
| 013 | AGLIC | 21,090 | 14,180 | 88,850 | 68,210 | 10,390 | 9,590 | 1,720 | 1,610 | 16.6 |
| 014 | SAPS | 15,430 | 11,950 | N/A | N/A | N/A | N/A | N/A | N/A | - |
| 015 | AXA VIE | 15,220 | 12,300 | N/A | N/A | N/A | N/A | N/A | N/A | - |
| 016 | CAARAMA | 15,140 | 12,470 | 115,100 | 114,940 | 12,520 | 12,320 | 480 | 410 | 3.8 |
| 017 | AXA DOMMAGE | 12,880 | 11,700 | N/A | N/A | N/A | N/A | N/A | N/A | - |
| 018 | TALA | 11,200 | 9,950 | 54,810 | N/A | 14,520 | N/A | 560 | N/A | 3.9 |
| 019 | MACIR VIE | 9,460 | 7,770 | 21,350 | 19,390 | 11,100 | 11,410 | 1,090 | 70 | 9.8 |
| 020 | MUTUALISTE | - | 2,780 | - | N/A | - | N/A | - | N/A | - |
| 021 | DJAZAIR FAMILY TAKAFUL(4) | - | - | 7,160 | N/A | 7,120 | N/A | 130 | N/A | 1.8 |
| | TOTAL (US\$ 000) | 1,128,090 | 1,046,420 | 3,307,660 | 3,151,280 | 1,149,120 | 1,122,540 | 99,190 | 91,770 | |
| BAHRAIN | | | | | | | | | | |
| 001 | GIG | 274,800 | 246,640 | 553,630 | 618,090 | 116,100 | 115,430 | 12,990 | 11,500 | 11.2 |
| 002 | SOLIDARITY | 121,840 | 83,400 | 262,260 | 191,450 | 86,400 | 78,930 | 12,020 | 8,720 | 13.9 |
| 003 | BNH | 111,300 | 105,740 | 334,960 | 316,150 | 179,940 | 174,640 | 18,550 | 17,770 | 10.3 |
| 004 | GIG TAKAFUL INT'L | 66,040 | 65,740 | 122,480 | 120,810 | 32,130 | 30,860 | 4,510 | 4,250 | 14.0 |
| 005 | GULF UNION ⁽²⁾ | 36,300 | 36,300 | 62,100 | 62,100 | 19,200 | 19,200 | N/A | N/A | - |
| 006 | AL HILAL LIFE | 24,540 | 29,320 | 69,710 | 85,180 | 18,940 | 18,940 | 1,400 | 1,160 | 7.4 |
| 007 | UNITED ⁽¹⁾ | 11,530 | 11,530 | 63,410 | 63,410 | 36,430 | 36,430 | 5,820 | 5,820 | 16.0 |
| | TOTAL (US\$ 000) | 646,350 | 578,670 | 1,468,550 | 1,457,190 | 489,140 | 474,430 | 55,290 | 49,220 | |
| EGYPT | | | | | | | | | | |
| 001 | MISR INSURANCE | 552,000 | 614,090 | 2,199,000 | 2,442,960 | 1,093,000 | 1,215,440 | N/A | 144,440 | - |
| 002 | MISR LIFE | 498,200 | 511,110 | 3,186,410 | 2,500,000 | 823,150 | 687,500 | 122,150 | 100,000 | 14.8 |
| 003 | ALLIANZ (LIFE) | 325,000 | 321,070 | 798,300 | 887,050 | 89,780 | 99,760 | N/A | 29,290 | - |
| 004 | METLIFE | 265,160 | 260,120 | 477,160 | 530,180 | 67,710 | 77,460 | N/A | 23,100 | - |
| 005 | AXA LIFE | 210,650 | 210,630 | 503,160 | 559,070 | 45,000 | 50,000 | N/A | 11,020 | - |
| 006 | GIG | 106,400 | 111,270 | 132,230 | 148,290 | 42,640 | 48,040 | 11,900 | 12,150 | 27.9 |
| 007 | ORIENT TAKAFUL | 99,110 | 95,090 | 118,510 | 161,480 | 34,300 | 48,970 | 7,270 | 10,100 | 21.2 |
| 008 | ALLIANZ P&C | 98,160 | 70,400 | 102,470 | 113,860 | 31,140 | 34,610 | N/A | 8,780 | - |
| 009 | SUEZ CANAL | 74,100 | 70,950 | 112,000 | 111,380 | 19,200 | 17,530 | 2,800 | 2,200 | 14.6 |
| 010 | BUPA | 71,490 | 70,850 | 91,880 | 102,090 | 34,600 | 38,460 | N/A | 4,110 | - |
| 011 | gig EGYPT LIFE TAKAFUL | 61,700 | 62,800 | 83,690 | 97,680 | 13,460 | 18,230 | 1,850 | 2,640 | 13.7 |
| 012 | AXA P&C | 60,200 | 101,410 | 122,040 | 135,600 | 8,020 | 8,910 | N/A | -8,120 | - |
| 013 | QNB AL AHLI LIFE | 59,230 | 59,450 | 217,800 | 242,000 | 42,030 | 46,700 | N/A | 14,700 | - |
| 014 | EGYPTIAN TAKAFUL NON LIFE | 56,930 | 59,540 | 131,100 | 145,570 | 27,100 | 30,400 | N/A | 9,400 | - |
| 015 | ROYAL | 53,140 | 51,000 | 70,200 | 78,020 | 15,210 | 16,900 | N/A | N/A | - |
| 016 | DELTA | 46,140 | 42,240 | 69,200 | 67,360 | 33,300 | 31,930 | 8,100 | 7,880 | 24.3 |
| 017 | MOHANDES | 40,770 | 38,320 | 40,770 | 69,550 | 24,220 | 25,590 | 5,270 | 5,070 | 21.8 |
| 018 | WETHAQ TAKAFUL | 38,160 | 38,280 | 52,200 | 58,000 | 15,150 | 16,840 | N/A | 2,950 | - |
| 019 | SUEZ CANAL LIFE | 30,610 | 34,610 | 93,080 | 93,080 | 12,240 | 12,240 | 3,630 | 3,630 | 29.7 |
| 020 | SALAMA | 29,920 | 28,890 | 64,780 | 64,140 | 17,380 | 17,150 | 2,850 | 2,560 | 16.4 |
| 021 | SARWA P&C | 28,000 | 24,800 | 20,000 | 17,500 | 6,500 | 6,170 | 820 | 280 | 12.6 |
| 022 | CIS | 25,240 | 18,550 | 17,740 | 38,060 | 15,490 | 13,030 | 4,110 | 1,060 | 26.5 |
| 023 | LIBANO SUISSE TAKAFUL | 17,750 | 16,700 | 18,170 | 18,170 | 4,800 | 4,800 | 540 | 540 | 11.3 |
| 024 | DELTA LIFE | 17,260 | 17,100 | 83,830 | 92,040 | 15,010 | 16,670 | N/A | 4,910 | - |
| 025 | CHUBB LIFE | 16,290 | 17,000 | 38,580 | 42,870 | 7,930 | 8,810 | -1,100 | -1,100 | -13.9 |
| 026 | MISR TAKAFUL | 16,200 | 14,500 | 15,320 | 17,030 | 8,630 | 9,590 | N/A | 490 | - |
| 027 | AROPE | 14,290 | 11,400 | 27,860 | 27,860 | 16,270 | 16,270 | 2,370 | 2,370 | 14.6 |
| 028 | ISKAN | 13,940 | 13,960 | 27,300 | 27,300 | 11,000 | 11,000 | 2,120 | 2,120 | 19.3 |
| 029 | KAF GENERAL | 11,900 | 11,740 | 26,300 | 29,220 | 9,180 | 10,200 | N/A | 1,020 | - |
| 030 | MADA | 9,560 | 4,400 | 9,520 | 10,580 | 7,230 | 8,040 | N/A | 140 | - |
| 031 | AIG | 7,830 | 6,730 | N/A | 46,900 | N/A | 21,000 | N/A | 3,460 | - |
| 032 | MOHANDES LIFE | 7,450 | 6,600 | 54,130 | 60,150 | 14,340 | 15,930 | N/A | 2,360 | - |

Anytime, Anywhere

Say goodbye to pharmacy queues! NAS Neuron Health Services brings integrated Pharmacy Benefit Management (PBM) and doorstep prescription delivery to you.



Download our Mobile Applications Today!



MENA INSURANCE COS RANKING BY PREMIUM WRITTEN BY COUNTRY

(US\$000)

| Rank | Company Name | Premium Written 2022 | Premium Written 2021 | Assets 2022 | Assets 2021 | Shareholders Equity 2022 | Shareholders Equity 2021 | Net Profit 2022 | Net Profit 2021 | Roe (%) |
|--------------------------------|-----------------------------------|----------------------|----------------------|------------------|------------------|--------------------------|--------------------------|-----------------|-----------------|---------|
| 033 | METLICO | 6,890 | 7,010 | 21,100 | 23,440 | 3,530 | 3,920 | N/A | 170 | - |
| 034 | WATANIYA | 6,090 | 1,660 | 6,070 | 6,740 | 5,030 | 5,590 | N/A | 330 | - |
| 035 | AROPE LIFE | 5,610 | 5,630 | 15,220 | 15,220 | 6,020 | 6,020 | 350 | 350 | 5.8 |
| 036 | KAF FAMILY | 5,060 | 3,150 | 12,020 | 13,450 | 3,940 | 4,380 | -2,060 | -2,060 | -52.3 |
| 037 | KAF LIFE TAKAFUL | 5,060 | 3,140 | N/A | N/A | N/A | N/A | N/A | N/A | - |
| 038 | CHUBB PROPERTY | 3,630 | 4,400 | 27,880 | 25,870 | 15,720 | 15,930 | 790 | 530 | 5.0 |
| 039 | SARWA LIFE | 3,000 | 2,660 | 9,230 | 9,230 | 5,860 | 5,860 | - | -40 | - |
| 040 | EGE | 2,970 | 2,970 | 29,700 | 33,000 | 22,590 | 25,100 | N/A | 4,290 | - |
| 041 | WAFALIFE | 390 | - | 7,030 | 7,810 | 6,820 | 7,570 | N/A | -500 | - |
| | TOTAL (US\$ 000) | 3,001,480 | 3,046,220 | 9,132,980 | 9,169,800 | 2,674,520 | 2,758,540 | 173,760 | 406,620 | |
| IRAQ | | | | | | | | | | |
| 001 | IRAQ GENERAL | 82,530 | 72,300 | 84,880 | 76,340 | N/A | N/A | 8,260 | 7,490 | - |
| 002 | NATIONAL | 70,110 | 62,200 | 226,880 | 196,280 | 160,000 | 151,010 | 11,150 | 8,430 | 7.0 |
| 003 | ASIA | 31,610 | 30,330 | 46,330 | 46,330 | 25,530 | 24,000 | 1,700 | 1,620 | 6.7 |
| 004 | HAMRAA | 10,900 | 8,430 | 20,740 | 13,600 | 4,000 | 3,900 | 630 | 640 | 15.8 |
| 005 | TRUST HOUSE | 9,200 | 15,690 | 8,170 | 11,140 | 3,940 | 3,830 | 320 | 430 | 8.1 |
| 006 | UR INT'L | 9,080 | 7,640 | 8,260 | 7,310 | 8,200 | 7,300 | 430 | 270 | 5.2 |
| 007 | DILNIA | 5,780 | 5,960 | 14,340 | 14,700 | 13,250 | 13,100 | 1,330 | 2,580 | 10.0 |
| 008 | TADAMON | 2,830 | 350 | 12,010 | 10,680 | N/A | N/A | 530 | 180 | - |
| 009 | DAR AL SALAM / gig | 2,200 | 2,320 | 5,970 | 6,040 | 5,460 | 5,400 | 50 | 90 | 0.9 |
| 010 | SHATT ARAB | 2,050 | 830 | 19,730 | 15,250 | N/A | N/A | 580 | 160 | - |
| 011 | BADIA | 1,200 | 1,650 | N/A | N/A | N/A | N/A | N/A | N/A | - |
| 012 | CAR | 1,150 | 1,610 | N/A | N/A | N/A | N/A | N/A | N/A | - |
| 013 | MASEER | 480 | 570 | N/A | N/A | N/A | N/A | N/A | N/A | - |
| 014 | AHLIA ⁽²⁾ | 460 | 460 | N/A | N/A | N/A | N/A | N/A | N/A | - |
| 015 | AMEEN | 450 | 430 | 1,950 | 1,930 | 1,520 | 1,450 | 240 | 230 | 15.8 |
| 016 | AL YAMAMA ⁽¹⁾ | 290 | 290 | N/A | N/A | N/A | N/A | N/A | N/A | - |
| 017 | CIHAN | 280 | 170 | N/A | N/A | N/A | N/A | N/A | N/A | - |
| 018 | STAR CAR | 260 | 240 | N/A | N/A | N/A | N/A | N/A | N/A | - |
| 019 | MIDDLE EAST | 150 | 120 | N/A | N/A | N/A | N/A | N/A | N/A | - |
| 020 | SHARK | 130 | 140 | N/A | N/A | N/A | N/A | N/A | N/A | - |
| 021 | IRAQ INTERNATIONAL ⁽¹⁾ | 130 | 130 | N/A | N/A | N/A | N/A | N/A | N/A | - |
| 022 | ETIHAD INT'L ⁽¹⁾ | 110 | 110 | N/A | N/A | N/A | N/A | N/A | N/A | - |
| 023 | ANDALUS ⁽¹⁾ | 100 | 100 | N/A | N/A | N/A | N/A | N/A | N/A | - |
| 024 | GULF ⁽¹⁾ | 80 | 80 | N/A | N/A | N/A | N/A | N/A | N/A | - |
| 025 | ELAF ⁽¹⁾ | 60 | 60 | N/A | N/A | N/A | N/A | N/A | N/A | - |
| 026 | MUFTIN ⁽¹⁾ | 60 | 60 | N/A | N/A | N/A | N/A | N/A | N/A | - |
| 027 | DAR AL AMAN ⁽⁴⁾ | - | - | - | - | - | - | - | - | - |
| 028 | ZAIN ⁽⁴⁾ | - | - | - | N/A | - | N/A | - | N/A | - |
| | TOTAL (US\$ 000) | 231,680 | 212,270 | 449,260 | 399,600 | 221,900 | 209,990 | 25,220 | 22,120 | |
| JORDAN | | | | | | | | | | |
| 001 | GIG | 141,280 | 126,420 | 194,460 | 180,230 | 68,300 | 66,280 | 10,310 | 17,280 | 15.1 |
| 002 | JORDAN INSURANCE | 113,680 | 96,600 | 132,000 | 152,710 | 56,000 | 70,870 | 1,500 | 1,240 | 2.7 |
| 003 | FIRST (SOLIDARITY GROUP) | 79,020 | 65,730 | 90,040 | 82,980 | 48,950 | 48,050 | 2,840 | 2,940 | 5.8 |
| 004 | MIDDLE EAST | 63,750 | 56,810 | 134,550 | 127,380 | 59,000 | 57,640 | 3,380 | 2,300 | 5.7 |
| 005 | AL NISR AL ARABI | 63,400 | 66,800 | 184,760 | 174,630 | 29,550 | 32,210 | 4,270 | 4,120 | 14.5 |
| 006 | EURO ARAB | 57,100 | 44,300 | 71,020 | 56,720 | 19,000 | 16,840 | 2,150 | 1,330 | 11.3 |
| 007 | METLIFE | 56,200 | 51,200 | 101,400 | 101,400 | 20,200 | 20,170 | 5,500 | 5,780 | 27.2 |
| 008 | JERUSALEM | 46,840 | 34,880 | 58,600 | 51,610 | 20,980 | 20,560 | 2,330 | 1,850 | 11.1 |
| 009 | JOFICO | 45,000 | 46,200 | 55,720 | 52,550 | 17,100 | 18,260 | 1,450 | 1,120 | 8.5 |
| 010 | ISLAMIC | 43,970 | 35,480 | 63,800 | 60,630 | 34,360 | 33,750 | 2,870 | 4,040 | 8.4 |
| 011 | UNITED | 39,220 | 31,700 | 35,630 | 32,690 | 24,320 | 23,290 | 1,890 | 1,870 | 7.8 |
| 012 | ARABIA | 38,310 | 29,900 | 43,880 | 39,510 | 14,300 | 14,660 | -450 | 640 | -3.1 |
| 013 | AJIG | 35,100 | 31,100 | 37,310 | 37,310 | 11,480 | 11,480 | - | -1,160 | - |
| 014 | DELTA | 34,810 | 26,330 | 49,030 | 44,240 | 15,490 | 14,630 | 880 | 200 | 5.7 |
| 015 | WATANIA | 33,940 | 27,940 | 46,230 | 40,740 | 17,350 | 16,080 | 1,560 | 1,300 | 9.0 |
| 016 | MEDGULF | 31,600 | 23,800 | 36,670 | 34,630 | 8,020 | 7,530 | 500 | 110 | 6.2 |
| 017 | ARAB UNION INT'L / RUM | 26,600 | 26,600 | 22,040 | 29,430 | 2,930 | 2,940 | - | -5,330 | - |
| 018 | AL MANARA ISLAMIC | 24,000 | 25,900 | 32,160 | 33,100 | 6,780 | 6,890 | -300 | -1,130 | -4.4 |
| 019 | NEWTON | 21,260 | 31,650 | 46,450 | 52,710 | 28,860 | 28,860 | 3,540 | 190 | 12.3 |
| 020 | ARAB ASSURERS | 15,760 | 19,500 | 22,410 | 24,450 | 4,840 | 6,970 | -2,970 | -1,970 | -61.4 |
| 021 | PHILADELPHIA | - | 4,200 | - | - | - | - | - | - | - |
| | TOTAL (US\$ 000) | 1,010,840 | 903,040 | 1,458,160 | 1,409,650 | 507,810 | 517,960 | 41,250 | 36,720 | |
| KINGDOM OF SAUDI ARABIA | | | | | | | | | | |
| 001 | TAWUNIYA | 3,826,570 | 2,724,960 | 5,044,000 | 3,902,140 | 893,600 | 787,450 | 104,270 | 71,080 | 11.7 |
| 002 | BUPA ARABIA | 3,705,840 | 3,035,250 | 3,816,120 | 3,306,430 | 1,151,430 | 1,116,280 | 230,020 | 166,820 | 20.0 |
| 003 | RAJHI TAKAFUL | 925,360 | 735,890 | 1,446,980 | 1,237,690 | 348,590 | 338,020 | 23,900 | 26,250 | 6.9 |
| 004 | MEDGULF | 761,230 | 596,330 | 1,075,200 | 1,100,080 | 176,980 | 216,070 | -86,390 | -36,160 | -48.8 |
| 005 | WALAA | 704,520 | 623,690 | 1,302,000 | 919,250 | 282,500 | 216,170 | -7,290 | -28,130 | -2.6 |
| 006 | gig SAUDI | 417,940 | 387,860 | 776,280 | 797,620 | 258,780 | 262,640 | 24,890 | 44,470 | 9.6 |



SHIELDS

YOUR REINSURANCE PARTNER

London Office
Regulated by the
Financial Conduct
Authority


Dubai Office
Regulated by the
Dubai Financial
Services Authority

Broker at **LLOYD'S**

| Rank | Company Name | Premium Written 2022 | Premium Written 2021 | Assets 2022 | Assets 2021 | Shareholders Equity 2022 | Shareholders Equity 2021 | Net Profit 2022 | Net Profit 2021 | Roe (%) |
|----------------|---------------------------------|-------------------------|-------------------------|-------------------|-------------------|-----------------------------|-----------------------------|--------------------|--------------------|------------|
| 007 | AL ETIHAD | 313,800 | 230,800 | 482,840 | 434,410 | 150,740 | 147,830 | 13,550 | 12,920 | 9.0 |
| 008 | ARABIAN SHIELD | 295,010 | 148,850 | 714,310 | 306,300 | 297,150 | 130,330 | 7,450 | 6,980 | 2.5 |
| 009 | WATANIYA | 277,980 | 240,560 | 512,550 | 374,310 | 101,450 | 56,320 | -4,900 | -14,530 | -4.8 |
| 010 | SAICO | 277,180 | 207,350 | 389,770 | 361,450 | 68,780 | 78,060 | -7,990 | -16,700 | -11.6 |
| 011 | MALATH | 251,830 | 251,230 | 365,900 | 348,360 | 89,720 | 99,090 | -7,550 | -19,420 | -8.4 |
| 012 | ALLIANZ SAUDI FRANSI | 226,210 | 203,500 | 677,000 | 688,900 | 187,150 | 187,240 | 7,480 | 4,400 | 4.0 |
| 013 | ACIG | 221,520 | 158,030 | 241,260 | 167,160 | 43,930 | 8,960 | -5,530 | -27,730 | -12.6 |
| 014 | UCA | 219,160 | 109,300 | 282,910 | 260,910 | 53,710 | 66,700 | -10,630 | -17,500 | -19.8 |
| 015 | SALAMA | 211,230 | 124,680 | 204,260 | 163,880 | 10,110 | 25,730 | -14,750 | -29,970 | -145.9 |
| 016 | ARABIA COOP | 195,520 | 112,620 | 416,500 | 180,100 | 59,250 | 57,510 | 3,410 | 1,140 | 5.8 |
| 017 | GULF UNION AL AHLIA | 146,250 | 152,670 | 320,460 | 303,620 | 92,600 | 34,650 | 1,210 | -37,120 | 1.3 |
| 018 | SAGR COOP | 126,740 | 116,880 | 196,760 | 226,390 | 33,670 | 55,790 | -18,370 | -19,390 | -54.6 |
| 019 | LIVA | 121,380 | 70,300 | 243,660 | 227,660 | 83,740 | 97,820 | -13,000 | -9,440 | -15.5 |
| 020 | ALINMA TOKIO MARINE | 116,960 | 81,480 | 235,040 | 182,390 | 51,880 | 49,910 | 1,980 | -3,960 | 3.8 |
| 021 | ALJAZIRA TAKAFUL | 110,840 | 79,750 | 707,220 | 743,660 | 224,290 | 216,730 | 8,080 | 5,860 | 3.6 |
| 022 | GULF GENERAL | 99,550 | 79,130 | 157,520 | 170,410 | 71,000 | 98,780 | -26,710 | -22,420 | -37.6 |
| 023 | BURUJ | 98,360 | 77,550 | 242,190 | 247,080 | 105,280 | 118,000 | -8,700 | 4,300 | -8.3 |
| 024 | CHUBB ARABIA | 80,980 | 77,500 | 238,500 | 215,790 | 97,220 | 95,970 | 3,160 | 3,610 | 3.7 |
| 025 | AMANA COOPERATIVE | 61,470 | 73,470 | 138,730 | 70,520 | 58,850 | 6,950 | -11,670 | -31,400 | -19.8 |
| 026 | SAUDI ENAYA | 60,650 | 58,270 | 114,930 | 92,250 | 45,750 | 15,670 | -2,550 | -16,530 | -5.6 |
| 027 | SABB TAKAFUL ⁽⁷⁾ | - | 60,780 | - | 274,200 | - | 78,080 | - | 250 | - |
| | TOTAL (US\$ 000) | 13,854,080 | 10,818,680 | 20,342,890 | 17,302,960 | 5,038,150 | 4,662,750 | 203,370 | 17,680 | |
| KUWAIT | | | | | | | | | | |
| 001 | GULF INS GRP (GIG) | 2,740,000 | 1,808,890 | 4,400,000 | 4,488,100 | 748,200 | 631,350 | 125,540 | 165,660 | 16.8 |
| 002 | AHLEIA | 370,000 | 371,050 | 1,323,770 | 1,211,000 | 472,290 | 426,480 | 58,360 | 45,500 | 12.4 |
| 003 | KUWAIT INSURANCE | 163,720 | 155,030 | 688,400 | 655,060 | 418,240 | 389,120 | 136,610 | 37,800 | 32.7 |
| 004 | WARBA | 132,820 | 111,160 | 321,870 | 400,370 | 125,920 | 132,280 | 10,110 | 7,540 | 8.0 |
| 005 | KFH TAKAFUL | 111,300 | 88,580 | 139,000 | 148,110 | 38,100 | 35,160 | 5,660 | 3,460 | 14.9 |
| 006 | ENAYA | 45,000 | 21,100 | 54,000 | 54,000 | 35,000 | 35,000 | N/A | N/A | - |
| 007 | T'AZUR | 23,500 | 23,000 | 43,000 | 42,400 | N/A | N/A | N/A | N/A | - |
| 008 | BURGAN TAKAFUL | 22,970 | 11,400 | 17,000 | 20,940 | 15,230 | 20,520 | 2,660 | 1,000 | 17.5 |
| 009 | KUWAIT QATAR ⁽¹⁾ | 21,000 | 16,010 | 59,000 | 55,200 | 25,000 | 18,500 | N/A | - | - |
| 010 | KIB TAKAFUL | 19,730 | N/A | 50,380 | N/A | 46,730 | N/A | 1,970 | N/A | 4.2 |
| 011 | ARAB ISLAMIC TAKAFUL | 19,000 | 19,000 | N/A | N/A | N/A | N/A | N/A | N/A | - |
| 012 | NATIONAL TAKAFUL ⁽¹⁾ | 18,500 | 18,500 | 34,000 | 34,000 | 23,200 | 23,200 | N/A | N/A | - |
| 013 | FIRST TAKAFUL | 10,830 | 10,910 | 68,180 | 54,590 | 26,150 | 26,530 | 1,170 | 210 | 4.5 |
| 014 | WETHAQ TAKAFUL | 9,460 | 8,560 | 28,110 | 28,320 | 40,800 | 40,800 | 270 | -130 | 0.7 |
| 015 | BOUBYAN TAKAFUL ⁽¹⁾ | 8,800 | 8,800 | 18,000 | 18,000 | 16,000 | 16,000 | N/A | N/A | - |
| 016 | RITAJ TAKAFUL ⁽²⁾ | 4,300 | 4,300 | N/A | N/A | N/A | N/A | N/A | N/A | - |
| | TOTAL (US\$ 000) | 3,720,930 | 2,676,290 | 7,244,710 | 7,210,090 | 2,030,860 | 1,794,940 | 342,350 | 261,040 | |
| LEBANON | | | | | | | | | | |
| 001 | BANKERS ⁽¹⁾ | 180,100 | 180,100 | 326,920 | 326,920 | 80,720 | 80,720 | 12,170 | 12,170 | 15.1 |
| 002 | FIDELITY | 118,420 | 108,890 | 195,280 | 196,790 | 24,230 | 32,810 | -6,340 | 5,430 | -26.2 |
| 003 | MEDGULF | 118,400 | 110,860 | 307,000 | 307,000 | 90,690 | 90,690 | 7,000 | 7,000 | 7.7 |
| 004 | LIASSUREX | 118,140 | 135,570 | 419,330 | 478,670 | 73,730 | 73,730 | 4,060 | -2,560 | 5.5 |
| 005 | METLIFE | 114,340 | 122,890 | 607,390 | 627,920 | 78,640 | 62,620 | 21,030 | 9,740 | 26.7 |
| 006 | SNA | 85,000 | 130,520 | 503,200 | 503,200 | 39,700 | 39,700 | 11,990 | 11,990 | 30.2 |
| 007 | SECURITE | 82,160 | 60,400 | 163,880 | 80,750 | 62,670 | 25,300 | 44,040 | 1,200 | 70.3 |
| 008 | LIBANO SUISSE | 78,000 | 77,510 | 205,000 | 204,300 | 46,100 | 43,600 | N/A | N/A | - |
| 009 | AROPE | 76,500 | 75,650 | 441,000 | 441,000 | 159,580 | 159,580 | 3,130 | 3,130 | 2.0 |
| 010 | AXA ME | 70,180 | 90,370 | 132,690 | 185,580 | 23,590 | 24,430 | 1,930 | 30 | 8.2 |
| 011 | MASHREK | 51,800 | 43,500 | N/A | N/A | N/A | N/A | N/A | N/A | - |
| 012 | ARABIA | 48,000 | 42,100 | 811,080 | 645,440 | 116,260 | 161,800 | 7,610 | 7,940 | 6.5 |
| 013 | ADIR | 40,500 | 44,420 | 315,000 | 315,000 | 30,030 | 30,030 | - | - | - |
| 014 | BANCASSURANCE | 37,640 | 68,960 | 250,470 | 321,700 | 12,140 | 7,390 | 4,810 | N/A | 39.6 |
| 015 | GROUPEMED (GMI) | 35,860 | 92,860 | 82,820 | 135,960 | 28,150 | 25,310 | 2,840 | 4,380 | 10.1 |
| 016 | UFA | 28,200 | 29,450 | 50,270 | 50,270 | 14,370 | 14,370 | - | N/A | - |
| 017 | CUMBERLAND | 28,000 | 36,830 | 57,520 | 57,520 | 18,540 | 18,540 | 8,000 | 8,000 | 43.1 |
| 018 | ALIG | 26,880 | 27,410 | 55,960 | 53,910 | 9,100 | 8,780 | 330 | 110 | 3.6 |
| 019 | TRUST COMPASS | 26,550 | 16,580 | 56,290 | 56,290 | 24,430 | 24,430 | 790 | 790 | 3.2 |
| 020 | CONFIDENCE (CIG) | 23,990 | 10,490 | 22,230 | 14,060 | 6,100 | 4,820 | 1,250 | 200 | 20.5 |
| 021 | UCA | 22,300 | 22,490 | 50,000 | 87,960 | 20,000 | 23,570 | 1,000 | -440 | 5.0 |
| 022 | CAPITAL | 22,250 | 21,340 | 51,960 | 61,620 | 2,110 | 16,970 | -12,880 | 700 | -610.4 |
| 023 | AMANA | 20,940 | 15,760 | 67,290 | 26,830 | 9,250 | 6,150 | 1,990 | 2,980 | 21.5 |
| 024 | COMMERCIAL | 20,000 | 19,890 | 46,890 | 46,890 | 6,350 | 6,350 | - | -4,210 | - |
| 025 | MEARCO | 14,760 | 7,890 | 14,700 | 14,700 | 4,880 | 4,880 | 600 | 600 | 12.3 |
| 026 | BURGAN | 14,310 | 12,870 | 23,900 | 22,700 | 7,820 | 5,960 | 1,910 | 640 | 24.4 |
| 027 | NORTH | 12,000 | 13,470 | 90,000 | 93,060 | 36,400 | 37,150 | 200 | 830 | 0.5 |
| 028 | VICTOIRE | 12,000 | 7,920 | 28,140 | 28,140 | 9,040 | 9,040 | N/A | N/A | - |
| 029 | CIGNA | 11,900 | 2,300 | N/A | N/A | N/A | N/A | N/A | N/A | - |
| 030 | SGBL INSURANCE | 10,840 | 19,380 | 363,740 | 277,940 | 269,890 | 166,370 | 2,050 | 130 | 0.8 |

Because no two companies are alike,
**Kingdom Brokerage offers you a
BESPOKE INSURANCE SERVICES**
that fit your needs and budget

المملكة
KINGDOM BROKRAGE



MENA INSURANCE COS RANKING BY PREMIUM WRITTEN BY COUNTRY

(US\$000)

| Rank | Company Name | Premium Written 2022 | Premium Written 2021 | Assets 2022 | Assets 2021 | Shareholders Equity 2022 | Shareholders Equity 2021 | Net Profit 2022 | Net Profit 2021 | Roe (%) |
|-------------------------|-------------------------------------|----------------------|----------------------|-------------------|-------------------|--------------------------|--------------------------|-----------------|-----------------|---------|
| 031 | BERYTUS | 10,600 | 19,960 | 25,830 | 25,830 | 1,040 | 1,040 | - | - | - |
| 032 | PHENICIENNE | 6,200 | 12,090 | 7,500 | 23,920 | 4,000 | 4,960 | 350 | 20 | 8.8 |
| 033 | UNITED | 5,300 | 6,410 | 14,640 | 15,870 | 8,930 | 8,570 | 370 | 60 | 4.1 |
| 034 | CLA | 4,200 | 9,200 | 123,090 | 123,090 | 44,730 | 44,730 | - | -5,530 | - |
| 035 | SAICO | 3,310 | 3,290 | 14,140 | 14,140 | 9,060 | 9,060 | 660 | 660 | 7.3 |
| 036 | OVERSEAS | 1,250 | 1,100 | 4,810 | 4,810 | 2,190 | 2,190 | 290 | 290 | 13.2 |
| 037 | BYBLOS | 820 | 890 | N/A | N/A | N/A | N/A | N/A | N/A | - |
| 038 | LCI | 610 | 2,520 | 3,200 | 9,900 | -80 | 5,450 | -270 | 140 | 337.5 |
| 039 | FAJR AL GULF (GIG) | 350 | 40 | N/A | N/A | N/A | N/A | N/A | N/A | - |
| 040 | BEIRUT LIFE | N/A | 9,880 | N/A | 24,500 | N/A | 17,660 | N/A | N/A | - |
| 041 | AIG | N/A | 440 | N/A | 5,250 | N/A | -1,140 | N/A | -950 | - |
| TOTAL (US\$ 000) | | 1,582,600 | 1,714,490 | 6,041,160 | 6,017,430 | 1,416,380 | 1,339,610 | 129,410 | 73,970 | |
| LIBYA | | | | | | | | | | |
| 001 | LIBYA | 82,000 | 77,200 | 308,800 | 301,090 | 59,440 | 57,350 | 5,500 | 4,100 | 9.3 |
| 002 | TRUST | 56,000 | 54,100 | 193,000 | 193,000 | 11,000 | 10,100 | 2,000 | 1,900 | 18.2 |
| 003 | AFRICAN ⁽¹⁾ | 49,100 | 49,100 | 60,600 | 60,600 | 10,550 | 10,550 | - | - | - |
| 004 | SAHARA | 26,000 | 25,100 | 45,250 | 44,300 | 11,320 | 10,200 | N/A | N/A | - |
| 005 | UNITED | 21,200 | 19,100 | 112,220 | 110,000 | 15,150 | 14,400 | 2,400 | 2,250 | 15.8 |
| 006 | LIBO | 14,850 | 14,200 | 33,100 | 32,000 | 8,250 | 8,100 | 2,150 | 2,000 | 26.1 |
| 007 | TAKAFULY | 14,000 | 15,100 | N/A | N/A | N/A | N/A | N/A | N/A | - |
| 008 | QAFELA | 5,820 | 4,000 | 19,580 | 16,000 | 5,780 | 5,000 | 140 | 100 | 2.4 |
| 009 | ALETEHADIYA | 3,930 | 3,900 | 5,550 | 5,450 | 4,700 | 4,460 | N/A | N/A | - |
| 010 | TIBESTY | 3,870 | 3,800 | 3,420 | 3,300 | 2,250 | 1,900 | N/A | N/A | - |
| 011 | AMIC | 2,100 | 1,900 | N/A | N/A | N/A | N/A | N/A | N/A | - |
| TOTAL (US\$ 000) | | 278,870 | 267,500 | 781,520 | 765,740 | 128,440 | 122,060 | 12,190 | 10,350 | |
| MAURITANIA | | | | | | | | | | |
| 001 | NASR | 6,800 | 7,700 | 3,450 | 3,200 | N/A | N/A | N/A | N/A | - |
| 002 | MAURITANNIERE | 2,470 | 2,400 | N/A | N/A | N/A | N/A | N/A | N/A | - |
| 003 | ISLAMIC / MAURITANIA ⁽¹⁾ | 1,410 | 1,410 | 2,300 | 2,020 | 1,800 | 1,150 | 320 | 170 | 17.8 |
| 004 | ATLANTIC ⁽¹⁾ | 1,300 | 1,300 | N/A | N/A | N/A | N/A | N/A | N/A | - |
| 005 | SAAR ⁽¹⁾ | 1,220 | 1,220 | N/A | N/A | N/A | N/A | N/A | N/A | - |
| 006 | SMAI ISLAMIC ⁽²⁾ | 1,220 | 1,220 | N/A | N/A | N/A | N/A | N/A | N/A | - |
| 007 | AGM ⁽¹⁾ | 1,090 | 1,090 | 2,220 | 2,220 | 1,450 | 1,450 | 130 | 130 | 9.0 |
| TOTAL (US\$ 000) | | 15,510 | 16,340 | 7,970 | 7,440 | 3,250 | 2,600 | 450 | 300 | |
| MOROCCO | | | | | | | | | | |
| 001 | WAFI | 982,890 | 972,510 | 4,987,520 | 4,678,100 | 629,200 | 610,680 | 60,110 | 53,010 | 9.6 |
| 002 | RMA | 761,420 | 724,300 | 4,100,000 | 4,105,000 | 657,000 | 657,300 | 89,000 | 89,610 | 13.5 |
| 003 | MUTUELLE TAAMIN CHAABI | 692,500 | 675,000 | N/A | N/A | N/A | N/A | N/A | N/A | - |
| 004 | AXA MAROC | 568,300 | 595,710 | 2,200,000 | 2,220,000 | 560,000 | 563,100 | 36,000 | 36,100 | 6.4 |
| 005 | SANLAM | 561,390 | 529,950 | 2,273,420 | 2,213,560 | 493,220 | 470,840 | 24,000 | 24,340 | 4.9 |
| 006 | ATLANTA SANAD | 517,210 | 581,960 | 2,058,540 | 2,321,290 | 364,270 | 399,730 | 39,210 | 49,010 | 10.8 |
| 007 | MCMA | 214,030 | 194,900 | 1,900,000 | 1,901,000 | 240,000 | 246,200 | N/A | N/A | - |
| 008 | MAROCAINE VIE | 213,900 | 234,000 | 650,000 | 671,000 | 42,000 | 48,000 | 8,800 | 10,100 | 21.0 |
| 009 | ALLIANZ | 140,110 | 143,000 | N/A | N/A | N/A | N/A | N/A | N/A | - |
| 010 | MAMDA | 120,490 | 125,410 | N/A | N/A | N/A | N/A | N/A | N/A | - |
| 011 | CAT | 119,140 | 110,000 | 661,000 | 693,300 | 22,440 | 27,250 | N/A | N/A | - |
| 012 | MATU | 81,340 | 71,400 | 220,250 | 224,250 | 7,710 | 7,680 | - | - | - |
| 013 | MAROC ASSISTANCE INTL | 56,900 | 62,100 | N/A | N/A | N/A | N/A | N/A | N/A | - |
| 014 | AFRICA FIRST ASSIST | 35,000 | 32,100 | N/A | N/A | N/A | N/A | N/A | N/A | - |
| 015 | WAFI IMA ASSISTANCE | 32,870 | 28,200 | N/A | N/A | N/A | N/A | N/A | N/A | - |
| 016 | EULER HERMES ACMAR | 13,230 | 13,500 | N/A | N/A | N/A | N/A | N/A | N/A | - |
| 017 | RMA ASSISTANCE | 13,200 | 12,400 | N/A | N/A | N/A | N/A | N/A | N/A | - |
| 018 | COFACE | 10,590 | 7,200 | N/A | N/A | N/A | N/A | N/A | N/A | - |
| 019 | AXA ASSISTANCE | 7,060 | 5,580 | N/A | N/A | N/A | N/A | N/A | N/A | - |
| 020 | SMAEX | 4,230 | 3,480 | N/A | N/A | N/A | N/A | N/A | N/A | - |
| 021 | TAKAFULIA ⁽⁴⁾ | 550 | N/A | N/A | N/A | N/A | N/A | N/A | N/A | - |
| 022 | MAGHRIBIA TAKAFUL ⁽⁴⁾ | 140 | N/A | N/A | N/A | N/A | N/A | N/A | N/A | - |
| 023 | TAAWUNIYATE TAKAFULI ⁽⁴⁾ | 70 | N/A | N/A | N/A | N/A | N/A | N/A | N/A | - |
| TOTAL (US\$ 000) | | 5,146,560 | 5,122,700 | 19,050,730 | 19,027,500 | 3,015,840 | 3,030,780 | 257,120 | 262,170 | |
| OMAN | | | | | | | | | | |
| 001 | LIVA | 191,720 | 169,270 | 1,244,000 | 508,080 | 328,850 | 172,710 | 7,770 | 23,920 | 2.4 |
| 002 | DHOFAR | 166,030 | 140,100 | 366,160 | 352,100 | 76,720 | 70,400 | 9,800 | 6,600 | 12.8 |
| 003 | MADINA TAKAFUL | 116,240 | 114,730 | 318,180 | 318,150 | 57,020 | 59,100 | 2,760 | 2,490 | 4.8 |
| 004 | OMAN QATAR | 93,920 | 79,910 | 194,000 | 196,000 | 59,500 | 54,100 | 7,500 | 8,200 | 12.6 |
| 005 | OMAN UNITED | 83,010 | 85,090 | 282,310 | 282,840 | 78,420 | 80,160 | 7,170 | 10,300 | 9.1 |
| 006 | TAKAFUL | 82,030 | 69,310 | 180,720 | 172,740 | 47,520 | 76,170 | -2,220 | 1,980 | -4.7 |
| 007 | ARABIA FALCON (AFIC) | 55,960 | 49,570 | 175,460 | 185,820 | 52,450 | 52,980 | 2,730 | 4,360 | 5.2 |
| 008 | VISION ⁽⁹⁾ | 54,330 | 50,250 | 146,000 | 136,890 | 35,770 | 34,600 | 2,400 | -4,660 | 6.7 |
| 009 | AHLIA ⁽¹⁰⁾ | 51,550 | 49,320 | 196,500 | 196,650 | 105,910 | 104,710 | 7,600 | 9,950 | 7.2 |
| 010 | MUSCAT | 38,600 | 37,940 | 105,360 | 111,530 | 46,670 | 45,450 | 1,240 | 2,000 | 2.7 |
| TOTAL (US\$ 000) | | 933,390 | 845,490 | 3,208,690 | 2,460,800 | 888,830 | 750,380 | 46,750 | 65,140 | |

PROPERTY INSURANCE

تأمين الممتلكات



INSURE WITH US **TODAY!**

امن معنا اليوم!



#HaveAGoodDay

(US\$000)

| Rank | Company Name | Premium Written 2022 | Premium Written 2021 | Assets 2022 | Assets 2021 | Shareholders Equity 2022 | Shareholders Equity 2021 | Net Profit 2022 | Net Profit 2021 | Roe (%) |
|------------------|--------------------------------|-------------------------|-------------------------|-------------------|-------------------|-----------------------------|-----------------------------|--------------------|--------------------|------------|
| PALESTINE | | | | | | | | | | |
| 001 | TRUST | 124,000 | 111,940 | 214,130 | 218,250 | 62,850 | 60,250 | 3,870 | 2,600 | 6.2 |
| 002 | PALESTINE INS. | 63,540 | 54,110 | 90,510 | 83,130 | 15,350 | 15,560 | 3,200 | 2,610 | 20.8 |
| 003 | TAKAFUL | 59,820 | 49,760 | 93,480 | 89,450 | 23,960 | 22,450 | 2,100 | 2,030 | 8.8 |
| 004 | NATIONAL | 55,100 | 59,610 | 131,040 | 139,330 | 46,290 | 46,710 | 3,870 | 3,110 | 8.4 |
| 005 | GLOBAL UNITED | 54,600 | 44,730 | 77,810 | 76,150 | 23,680 | 22,500 | 2,290 | 3,420 | 9.7 |
| 006 | MASHREQ | 45,370 | 39,850 | 81,260 | 78,370 | 21,220 | 17,620 | 3,240 | 1,070 | 15.3 |
| 007 | TAMKEEN | 33,640 | 30,640 | 54,800 | 50,220 | 19,520 | 16,520 | 2,200 | 1,250 | 11.3 |
| 008 | AHLIA INS. GROUP | 19,300 | 21,500 | 112,460 | 124,000 | 48,270 | 45,580 | 2,970 | -1,580 | 6.2 |
| | TOTAL (US\$ 000) | 455,370 | 412,140 | 855,490 | 858,900 | 261,140 | 247,190 | 23,740 | 14,510 | |
| QATAR | | | | | | | | | | |
| 001 | QATAR INSURANCE | 2,705,600 | 2,725,700 | 10,482,170 | 12,003,080 | 1,762,900 | 2,340,100 | -174,950 | 173,160 | -9.9 |
| 002 | DOHA INSURANCE GROUP | 408,030 | 307,800 | 909,830 | 825,950 | 317,640 | 326,570 | 28,040 | 20,120 | 8.8 |
| 003 | QLM | 288,150 | 282,120 | 499,740 | 532,710 | 154,750 | 169,830 | 22,800 | 29,170 | 14.7 |
| 004 | QATAR GENERAL | 199,100 | 206,000 | 2,255,100 | 2,480,000 | 1,252,900 | 1,410,410 | -145,700 | 29,180 | -11.6 |
| 005 | QATAR ISLAMIC INS. GROUP | 128,390 | 117,750 | 358,750 | 316,000 | 125,350 | 116,710 | 27,780 | 22,810 | 22.2 |
| 006 | BEEMA | 107,850 | 100,990 | 486,620 | 394,810 | 160,080 | 155,260 | 27,810 | 27,560 | 17.4 |
| 007 | KHALEEJ TAKAFUL | 87,400 | 83,000 | 269,880 | 267,000 | 150,930 | 145,000 | 12,350 | 11,000 | 8.2 |
| 008 | SEIB | 62,000 | 41,000 | 98,000 | 93,000 | 31,000 | 32,500 | 1,000 | 120 | 3.2 |
| 009 | GENERAL TAKAFUL ⁽¹⁾ | 55,640 | 55,640 | 145,330 | 145,330 | 62,110 | 62,110 | 6,540 | 6,540 | 10.5 |
| 010 | SHARQ ⁽¹⁾ | 35,100 | 35,100 | 80,250 | 80,250 | 49,400 | 49,400 | 4,800 | 4,800 | 9.7 |
| | TOTAL (US\$ 000) | 4,077,260 | 3,955,100 | 15,585,670 | 17,138,130 | 4,067,060 | 4,807,890 | -189,530 | 324,460 | |
| SUDAN | | | | | | | | | | |
| 001 | SHIEKAN ⁽¹⁾ | 41,100 | 41,100 | N/A | N/A | N/A | N/A | N/A | N/A | - |
| 002 | ISLAMIC | 26,710 | 26,710 | 2,170 | 2,170 | 10,440 | 10,440 | 1,610 | 1,610 | 15.4 |
| 003 | TAAWUNIYA ⁽¹⁾ | 20,100 | 20,100 | N/A | N/A | N/A | N/A | N/A | N/A | - |
| 004 | NILEIN ⁽¹⁾ | 18,700 | 18,700 | N/A | N/A | N/A | N/A | N/A | N/A | - |
| 005 | SUDANESE ⁽¹⁾ | 18,200 | 18,200 | 20,410 | 20,410 | 13,800 | 13,800 | N/A | 4,300 | - |
| 006 | SALAMA ⁽¹⁾ | 17,340 | 17,340 | N/A | N/A | N/A | N/A | N/A | N/A | - |
| 007 | UNITED ⁽¹⁾ | 14,460 | 14,460 | 11,870 | 11,870 | 11,870 | 11,870 | N/A | 3,180 | - |
| 008 | MIDDLE EAST ⁽¹⁾ | 13,100 | 13,100 | N/A | N/A | N/A | N/A | N/A | N/A | - |
| 009 | BARAKA ⁽¹⁾ | 12,850 | 12,850 | 11,050 | 11,050 | 12,460 | 12,460 | N/A | 1,810 | - |
| 010 | BLUE NILE ⁽¹⁾ | 6,800 | 6,800 | N/A | N/A | N/A | N/A | N/A | N/A | - |
| 011 | MMI ⁽¹⁾ | 5,320 | 5,320 | N/A | N/A | N/A | N/A | N/A | N/A | - |
| 012 | JUBA ⁽¹⁾ | 5,010 | 5,010 | N/A | N/A | N/A | N/A | N/A | N/A | - |
| 013 | SAVANNA ⁽¹⁾ | 3,220 | 3,220 | N/A | N/A | N/A | N/A | N/A | N/A | - |
| 014 | GENERAL ⁽¹⁾ | 810 | 810 | N/A | N/A | N/A | N/A | N/A | N/A | - |
| | TOTAL (US\$ 000) | 203,720 | 203,720 | 45,500 | 45,500 | 48,570 | 48,570 | 1,610 | 10,900 | |
| SYRIA | | | | | | | | | | |
| 001 | SYRIAN GENERAL | 15,810 | 15,810 | N/A | N/A | N/A | N/A | N/A | N/A | - |
| 002 | UIC | 4,710 | 3,750 | 10,380 | 6,490 | 6,340 | 3,310 | 1,830 | 1,390 | 28.9 |
| 003 | AQEELAH TAKAFUL | 3,250 | 950 | 11,480 | 7,910 | 7,620 | 5,500 | -10 | 370 | -0.1 |
| 004 | SOLIDARITY ALLIANCE | 2,640 | 1,390 | 2,980 | 2,260 | 960 | 830 | 130 | 250 | 13.5 |
| 005 | AROPE | 2,230 | 1,220 | 5,050 | 3,520 | 1,840 | 1,360 | 350 | 410 | 19.0 |
| 006 | SYRIAN ARAB | 1,810 | 1,240 | 8,570 | 6,900 | 6,420 | 5,420 | 990 | 2,610 | 15.4 |
| 007 | ARABIA | 1,620 | 1,270 | 4,290 | 5,500 | 1,230 | 1,210 | 20 | 10 | 1.6 |
| 008 | SYRIAN ISLAMIC | 1,560 | 820 | 3,080 | 2,410 | 770 | 560 | 180 | 90 | 23.4 |
| 009 | SKIC / GIG | 1,360 | 1,180 | 10,340 | 7,690 | 7,490 | 5,380 | 880 | 2,360 | 11.7 |
| 010 | ORIENT | 1,240 | 900 | 2,730 | 2,290 | 1,060 | 950 | 110 | 240 | 10.4 |
| 011 | ADIR | 920 | 690 | 2,420 | 2,000 | 970 | 850 | 120 | 200 | 12.4 |
| 012 | NATIONAL | 500 | 690 | 4,180 | 3,900 | 2,790 | 2,370 | 410 | 900 | 14.7 |
| 013 | TRUST | 280 | 200 | 2,750 | 1,760 | 900 | 720 | 90 | 180 | 10.0 |
| | TOTAL (US\$ 000) | 37,930 | 30,110 | 68,250 | 52,630 | 38,390 | 28,460 | 5,100 | 9,010 | |
| TUNISIA | | | | | | | | | | |
| 001 | STAR | 123,580 | 126,560 | 463,440 | 467,960 | 119,280 | 123,270 | 9,440 | 7,240 | 7.9 |
| 002 | COMAR | 80,500 | 80,970 | 204,000 | 205,100 | 71,800 | 73,130 | 10,100 | 14,700 | 14.1 |
| 003 | MAGHREBIA | 76,770 | 69,220 | 336,410 | 295,880 | 57,760 | 49,350 | 11,950 | 10,610 | 20.7 |
| 004 | GAT | 75,400 | 75,800 | 170,080 | 214,520 | 30,540 | 28,830 | 7,820 | 7,930 | 25.6 |
| 005 | ASTREE | 75,000 | 64,890 | 170,000 | 172,100 | 53,200 | 53,610 | 6,500 | 7,290 | 12.2 |
| 006 | BIAT | 66,300 | 59,400 | 218,000 | 204,100 | 25,400 | 23,700 | 6,300 | 5,600 | 24.8 |
| 007 | AMI | 61,010 | 49,600 | 188,240 | 170,000 | 24,450 | 23,300 | 1,790 | 620 | 7.3 |
| 008 | MAE | 52,450 | 51,300 | 129,000 | 129,290 | 330,450 | 33,560 | 1,500 | 1,660 | 0.5 |
| 009 | CTAMA | 52,230 | 50,270 | 100,600 | 101,000 | 17,500 | 18,300 | - | -1,400 | - |
| 010 | BH ASSURANCE | 51,480 | 51,110 | 141,960 | 132,460 | 28,100 | 27,900 | 4,260 | 4,490 | 15.2 |
| 011 | LLOYD | 50,730 | 49,770 | 167,000 | 166,230 | 31,060 | 30,790 | 2,420 | 2,240 | 7.8 |
| 012 | CARTE | 46,500 | 46,180 | 140,130 | 143,180 | 46,890 | 44,740 | 3,200 | 3,010 | 6.8 |
| 013 | ATTIJARI | 36,100 | 46,100 | N/A | N/A | N/A | N/A | N/A | 3,910 | - |
| 014 | MAGHREBIA VIE | 33,000 | 31,830 | 69,000 | 68,350 | 10,750 | 10,100 | 5,100 | 4,370 | 47.4 |
| 015 | ZITOUNA TAKAFUL | 32,170 | 30,210 | 87,830 | 81,060 | 16,800 | 16,250 | 2,350 | 2,820 | 14.0 |
| 016 | CARTE VIE | 32,040 | 28,700 | N/A | N/A | N/A | N/A | N/A | 3,100 | - |



مع الاتحاد

تأمينك الطبي يقدمك
خدمات وحلول صحية
مناسبة لاحتياجاتك

(US\$000)

| Rank | Company Name | Premium Written 2022 | Premium Written 2021 | Assets 2022 | Assets 2021 | Shareholders Equity 2022 | Shareholders Equity 2021 | Net Profit 2022 | Net Profit 2021 | RoE (%) |
|--------------|-----------------------------|-------------------------|-------------------------|-------------------|-------------------|-----------------------------|-----------------------------|--------------------|--------------------|------------|
| 017 | HAYETT | 26,450 | 22,900 | N/A | N/A | 12,500 | 13,010 | 2,550 | 2,680 | 20.4 |
| 018 | GAT VIE | 17,160 | 15,000 | N/A | N/A | N/A | N/A | 1,100 | 1,010 | - |
| 019 | EL AMANA TAKAFUL | 15,030 | 13,850 | 36,960 | 36,960 | 5,680 | 5,680 | 1,090 | 1,090 | 19.2 |
| 020 | AT TAKAFULIA | 12,290 | 12,080 | N/A | N/A | N/A | N/A | N/A | 680 | - |
| 021 | COTUNACE | 4,400 | 4,850 | N/A | N/A | 20,000 | 20,100 | 1,350 | 1,500 | 6.8 |
| 022 | LLOYD VIE | 2,690 | 2,220 | N/A | N/A | N/A | N/A | - | -80 | - |
| | TOTAL (US\$ 000) | 1,023,280 | 982,810 | 2,622,650 | 2,588,190 | 902,160 | 595,620 | 78,820 | 85,070 | |
| UAE | | | | | | | | | | |
| 001 | ORIENT | 1,654,150 | 1,364,520 | 3,202,480 | 2,870,120 | 1,089,440 | 1,034,270 | 142,040 | 129,730 | 13.0 |
| 002 | ADNIC | 1,396,600 | 1,162,780 | 2,720,840 | 2,345,040 | 732,400 | 771,520 | 102,970 | 109,500 | 14.1 |
| 003 | DAMAN HEALTH ⁽¹⁾ | 1,370,000 | 1,370,000 | 2,300,000 | 2,300,000 | 690,000 | 690,000 | N/A | N/A | - |
| 004 | SUKOON | 1,196,150 | 964,290 | 2,501,310 | 2,061,340 | 670,440 | 607,320 | 60,930 | 56,170 | 9.1 |
| 005 | DUBAI | 400,320 | 334,000 | 732,140 | 574,000 | 186,410 | 172,000 | 25,120 | 22,000 | 13.5 |
| 006 | EMIRATES INS. | 309,630 | 304,700 | 759,500 | 808,230 | 313,300 | 319,550 | 19,550 | 19,340 | 6.2 |
| 007 | SALAMA | 304,720 | 296,480 | 1,109,000 | 1,299,200 | 220,610 | 229,750 | 11,570 | 13,130 | 5.2 |
| 008 | AL AIN AL AHLIA | 251,620 | 328,440 | 733,170 | 813,530 | 358,800 | 354,240 | 17,210 | 22,670 | 4.8 |
| 009 | UNION | 236,600 | 245,260 | 514,000 | 544,420 | 69,170 | 64,170 | 5,210 | 3,600 | 7.5 |
| 010 | BUHAIRA NATIONAL | 226,890 | 245,590 | 580,460 | 535,330 | 169,410 | 185,530 | -9,400 | 6,800 | -5.5 |
| 011 | WATANIA TAKAFUL | 220,060 | 192,370 | 496,160 | 431,350 | 56,160 | 41,480 | -15,000 | 5,880 | -26.7 |
| 012 | WATANIA | 220,060 | 192,370 | 496,160 | 431,350 | 56,160 | 41,480 | -15,000 | 5,880 | -26.7 |
| 013 | NGI | 177,180 | 176,000 | 414,150 | 430,000 | 144,150 | 150,000 | 14,610 | 19,000 | 10.1 |
| 014 | SAGR NATIONAL | 172,700 | 136,400 | 309,550 | 294,720 | 70,000 | 70,000 | -1,360 | -17,150 | -1.9 |
| 015 | ORIENT TAKAFUL | 144,750 | 109,370 | 291,470 | 225,590 | 65,060 | 56,860 | 8,200 | 4,200 | 12.6 |
| 016 | RAK | 125,510 | 125,170 | 198,500 | 217,120 | 39,500 | 55,230 | -9,480 | 2,860 | -24.0 |
| 017 | Abu Dhabi National Takaful | 121,820 | 100,900 | 375,640 | 369,990 | 133,720 | 140,610 | 4,960 | 24,000 | 3.7 |
| 018 | FIDELITY UNITED | 115,010 | 104,430 | 219,190 | 154,760 | 38,180 | 27,380 | 200 | 2,190 | 0.5 |
| 019 | DUBAI NATIONAL | 114,200 | 82,100 | 340,600 | 292,930 | 184,700 | 184,970 | 12,020 | 15,360 | 6.5 |
| 020 | ALLIANCE | 98,700 | 82,840 | 409,350 | 374,440 | 149,010 | 146,760 | 10,500 | 11,200 | 7.0 |
| 021 | TAKAFUL EMARAT | 96,570 | 159,110 | 243,290 | 296,000 | 34,200 | 33,540 | 670 | -1,820 | 2.0 |
| 022 | METHAQ TAKAFUL | 89,230 | 82,100 | 212,430 | 207,060 | 26,900 | 23,090 | 3,720 | -2,060 | 13.8 |
| 023 | DHAFRA | 86,500 | 85,700 | 308,860 | 305,000 | 123,000 | 126,200 | 9,210 | 10,530 | 7.5 |
| 024 | WATHBA NATIONAL | 83,450 | 86,000 | 463,000 | 500,000 | 270,300 | 265,000 | 11,080 | 45,000 | 4.1 |
| 025 | INSURANCE HOUSE | 76,640 | 56,490 | 125,300 | 105,080 | 39,800 | 40,600 | 1,190 | 2,590 | 3.0 |
| 026 | AMAN ⁽⁶⁾ | 69,080 | 67,970 | 346,980 | 365,340 | 21,170 | 23,220 | -2,770 | 3,350 | -13.1 |
| 027 | FUJAIRAH NATIONAL | 64,770 | 65,940 | 186,810 | 176,500 | 80,300 | 92,470 | -4,280 | 5,090 | -5.3 |
| 028 | MEDGULF ⁽⁵⁾ | 43,210 | 43,210 | - | N/A | - | N/A | - | N/A | - |
| 029 | ASCANA ⁽⁸⁾ | 35,300 | 33,490 | 126,020 | 133,220 | 68,550 | 84,400 | -8,170 | 1,760 | -11.9 |
| 030 | HAYAH | 19,360 | 14,120 | 54,380 | 50,210 | 33,560 | 33,870 | 890 | 320 | 2.7 |
| 031 | SHARJAH | 6,250 | 7,680 | 83,830 | 87,220 | 67,740 | 62,750 | 8,450 | 7,420 | 12.5 |
| 032 | KHAZNA | 190 | 1,630 | 75,370 | 84,730 | 5,140 | 13,600 | -9,500 | 11,200 | -184.8 |
| | TOTAL (US\$ 000) | 9,527,220 | 8,621,450 | 20,929,940 | 19,683,820 | 6,207,280 | 6,141,860 | 395,340 | 539,740 | |
| YEMEN | | | | | | | | | | |
| 001 | UNITED | 112,520 | 120,100 | 60,000 | 57,190 | 27,000 | 25,270 | 10,110 | 10,110 | 37.4 |
| 002 | CAC | 72,730 | 45,350 | 18,800 | 18,800 | 15,800 | 15,800 | 3,800 | 3,800 | 24.1 |
| 003 | MIS | 14,470 | 20,460 | N/A | 1,550 | 12,000 | 12,000 | N/A | N/A | - |
| 004 | YEMEN GENERAL | 9,880 | 8,680 | 26,690 | 26,690 | 15,000 | 15,540 | 3,000 | 2,940 | 20.0 |
| 005 | AMAN | 9,290 | 8,310 | N/A | 2,900 | 5,000 | 4,820 | N/A | N/A | - |
| 006 | ISLAMIC | 5,380 | 5,110 | 9,500 | 8,900 | 6,200 | 5,200 | 2,500 | 1,340 | 40.3 |
| 007 | MAREB | 4,120 | 4,920 | 13,000 | 17,060 | 4,300 | 4,810 | - | 120 | - |
| 008 | GLOBAL | 3,280 | 680 | N/A | N/A | N/A | N/A | N/A | N/A | - |
| 009 | YEMENI QATARI | 2,820 | 2,870 | 8,800 | 8,800 | 6,450 | 6,450 | 630 | 630 | 9.8 |
| 010 | JAZEERA | 2,290 | 2,990 | N/A | N/A | N/A | N/A | N/A | N/A | - |
| 011 | YEMEN INS. | 2,000 | 1,940 | N/A | N/A | N/A | N/A | N/A | N/A | - |
| 012 | TRUST | 1,480 | 1,750 | 4,880 | 4,980 | 2,140 | 2,550 | 200 | 140 | 9.3 |
| 013 | SABA' | 1,000 | 710 | N/A | N/A | N/A | N/A | N/A | N/A | - |
| 014 | WATANIA | 920 | 1,670 | 6,500 | 6,600 | 880 | 870 | N/A | N/A | - |
| | TOTAL (US\$ 000) | 242,180 | 225,540 | 148,170 | 153,470 | 94,770 | 93,310 | 20,240 | 19,080 | |

TOP TPA COMPANIES IN MENA - 2022

| COMPANY NAME | NB OF ADHERENTS | COUNTRIES OF OPERATIONS | NOTES |
|--------------------------------|-------------------|--|----------------|
| GLOBEMED | 26,150,000 | KSA - EGYPT- LEBANON - KUWAIT -UAE -BAHRAIN - QATAR - IRAQ - JORDAN -PALESTINE - NIGERIA & SUDAN (SOON) | - |
| NEXTCARE (1) | +4,000,000 | UAE - LEBANON - KSA - BAHRAIN - QATAR - OMAN - KUWAIT - EGYPT- MOROCCO - TUNISIA - GREECE / ITALY & CHINA (SOON) | - |
| TOTAL CARE SAUDI (TCS) | +2,000,000 | KSA | - |
| NAS NEURON HEALTH SERVICES (2) | 1,892,850 | UAE - KUWAIT - BAHRAIN - OMAN - QATAR - OTHERS | - |
| BEST ASSISTANCE | 427,030 | LEBANON - IRAQ | - |
| AL HADITHA | 266,370 | SYRIA | - |
| INAYA | 190,000 | EGYPT | GWP: US\$ M 17 |
| MEDICAL CARE | 182,350 | SYRIA | - |
| MEDEXA | 180,000 | SYRIA & JORDAN | - |
| IMPA | 175,450 | SYRIA | - |
| MISR HEALTH CARE | 150,000 | EGYPT - SUDAN - YEMEN | - |
| SPECIAL CARE | 145,570 | SYRIA | - |
| MEDICALE | 100,000 | LEBANON | - |
| INTERMED | 100,000 | LEBANON | - |
| OMEGA | 57,000 | EGYPT | - |
| CARE CARD | 28,580 | SYRIA | - |
| MEDSYR | 26,280 | SYRIA & IRAQ | 79,840,000 SP |
| MEDNET | N/A | UAE - KSA - JORDAN - OMAN - BAHRAIN - EGYPT | - |
| TOTAL | 36,071,480 | | |

(1) \$ 2.0 bn PREMIUM PER YEAR - \$ 1.5 bn CLAIMS PER YEAR

(2) CLAIMS MANAGED = 7.1 BILLION AED

تصنيف Baa1 من وكالة موديز
نطلق نحو العالمية

MOODY'S

KFH Takaful
معنى جديد للتكافل

Top 50 Global Reinsurers, Ranked by Unaffiliated Gross Premium Written, 2022

(USD millions)¹

| Ranking | Company Name | Reinsurance Premiums Written | | | | Total Shareholders' Funds ² | Ratios ³ | | |
|---------|---|------------------------------|--------|---------------|--------|--|---------------------|---------|----------|
| | | Life & Non-Life | | Non-Life Only | | | Loss | Expense | Combined |
| | | Gross | Net | Gross | Net | | | | |
| 1 | Munich Reinsurance Company | 51,331 | 48,550 | 36,729 | 35,290 | 22,638 | 66.5 | 29.7 | 96.2 |
| 2 | Swiss Re Ltd. | 39,749 | 37,302 | 23,763 | 22,826 | 12,809 | 74.2 | 28.2 | 102.4 |
| 3 | Hannover Rück SE ⁴ | 35,528 | 29,672 | 25,884 | 21,637 | 9,339 | 71.9 | 27.9 | 99.8 |
| 4 | Canada Life Re | 23,414 | 23,414 | N/A | N/A | 23,863 | N/A | N/A | N/A |
| 5 | Berkshire Hathaway Inc. ⁵ | 22,147 | 22,147 | 16,962 | 16,962 | 480,617 | 66.1 | 20.3 | 86.4 |
| 6 | SCOR S.E. | 21,068 | 17,055 | 10,695 | 8,782 | 5,481 | 84.1 | 29.1 | 113.2 |
| 7 | Lloyd's ^{6,7} | 18,533 | 14,162 | 18,533 | 14,162 | 47,766 | 63.6 | 30.8 | 94.4 |
| 8 | China Reinsurance (Group) Corporation | 16,865 | 15,395 | 7,688 | 7,207 | 13,675 | 68.2 | 28.1 | 96.4 |
| 9 | Reinsurance Group of America Inc. | 13,823 | 13,052 | N/A | N/A | 4,145 | N/A | N/A | N/A |
| 10 | Everest Re Group Ltd. | 9,316 | 8,983 | 9,316 | 8,983 | 8,441 | 69.2 | 27.1 | 96.4 |
| 11 | RenaissanceRe Holdings Ltd. | 9,214 | 7,196 | 9,214 | 7,196 | 9,111 | 68.5 | 29.1 | 97.6 |
| 12 | PartnerRe Ltd. | 8,689 | 7,544 | 7,015 | 5,899 | 6,288 | 59.0 | 27.6 | 86.7 |
| 13 | Korean Reinsurance Company | 7,804 | 5,797 | 6,129 | 4,195 | 2,227 | 82.3 | 15.9 | 98.2 |
| 14 | Arch Capital Group Ltd. | 6,948 | 4,924 | 6,948 | 4,924 | 12,910 | 64.9 | 27.3 | 92.2 |
| 15 | MS&AD Insurance Group Holdings, Inc. ^{8,9,12} | 5,153 | N/A | 5,153 | N/A | 13,503 | N/A | N/A | 98.7 |
| 16 | General Insurance Corporation of India ⁹ | 4,519 | 4,108 | 4,332 | 3,927 | 8,211 | 90.3 | 17.6 | 107.9 |
| 17 | Sompo International Holdings, Ltd. | 4,119 | 3,715 | 4,119 | 3,715 | 8,461 | 60.0 | 30.1 | 90.1 |
| 18 | MAPFRE RE, Compania de Reaseguros S.A. ¹⁰ | 3,849 | 3,273 | 3,201 | 2,631 | 2,020 | 70.4 | 26.7 | 97.1 |
| 19 | Assicurazioni Generali SpA | 3,822 | 3,822 | 1,372 | 1,372 | 19,365 | 70.8 | 30.4 | 101.2 |
| 20 | Odyssey Group Holdings, Inc. | 3,721 | 3,595 | 3,721 | 3,595 | 5,302 | 69.7 | 26.0 | 95.7 |
| 21 | AXA XL | 3,385 | 2,812 | 3,385 | 2,812 | 9,334 | 74.2 | 32.6 | 106.8 |
| 22 | R+V Versicherung AG ¹¹ | 3,158 | 3,158 | 3,158 | 3,158 | 2,560 | 73.3 | 25.5 | 98.8 |
| 23 | Validus Reinsurance, Ltd. | 3,080 | 2,529 | 3,080 | 2,529 | 3,307 | 63.4 | 31.3 | 94.8 |
| 24 | Pacific LifeCorp | 2,995 | 2,546 | N/A | N/A | 6,728 | N/A | N/A | N/A |
| 25 | The Toa Reinsurance Company, Limited ^{8,9} | 2,931 | 2,397 | 2,090 | 1,661 | 2,282 | 77.8 | 30.8 | 108.6 |
| 26 | Liberty Mutual ¹³ | 2,921 | 2,567 | 2,921 | 2,567 | 22,208 | 75.4 | 32.5 | 107.8 |
| 27 | AXIS Capital Holdings Limited | 2,629 | 1,885 | 2,629 | 1,885 | 4,640 | 71.9 | 27.2 | 99.1 |
| 28 | Peak Reinsurance Company Ltd | 2,295 | 1,758 | 2,113 | 1,587 | 1,198 | 85.7 | 20.0 | 105.8 |
| 29 | Taiping Reinsurance Co. Ltd ⁹ | 2,276 | 2,035 | 1,763 | 1,545 | 1,417 | 64.5 | 38.1 | 102.6 |
| 30 | Caisse Centrale de Reassurance | 2,206 | 2,007 | 2,002 | 1,813 | 3,183 | 152.0 | 11.8 | 163.7 |
| 31 | Qianhai Reinsurance Co., Ltd. | 1,841 | 740 | 410 | 319 | 489 | 73.8 | 26.5 | 100.3 |
| 32 | Aspen Insurance Holdings Limited | 1,807 | 1,426 | 1,807 | 1,426 | 2,358 | 61.5 | 31.5 | 93.1 |
| 33 | QBE Insurance Group Limited | 1,784 | 1,580 | 1,784 | 1,580 | 8,992 | 53.3 | 6.3 | 59.6 |
| 34 | Tokio Marine & Nichido Fire Insurance Co., Ltd. ^{8,14} | 1,656 | 1,321 | 1,656 | 1,321 | 16,317 | N/A | N/A | 95.8 |
| 35 | Deutsche Rueckversicherung AG | 1,610 | 1,096 | 1,517 | 1,043 | 340 | 65.4 | 30.1 | 95.5 |
| 36 | American Agricultural Insurance Company | 1,556 | 479 | 1,556 | 479 | 691 | 80.0 | 16.6 | 96.6 |
| 37 | SiriusPoint Ltd. | 1,521 | 1,200 | 1,521 | 1,200 | 2,083 | 70.6 | 35.0 | 105.5 |
| 38 | IRB - Brasil Resseguros S.A. | 1,493 | 940 | 1,284 | 758 | 771 | 103.6 | 23.1 | 126.6 |
| 39 | Allied World Assurance Company Holdings, AG | 1,492 | 1,388 | 1,492 | 1,388 | 4,595 | 76.9 | 25.1 | 102.0 |
| 40 | Convex Group Limited | 1,423 | 1,139 | 1,423 | 1,139 | 2,266 | 67.1 | 17.9 | 85.0 |
| 41 | Markel Group Inc. | 1,231 | 1,168 | 1,230 | 1,167 | 13,128 | 61.2 | 30.9 | 92.1 |
| 42 | Chubb Limited | 1,095 | 943 | 1,095 | 943 | 50,540 | 72.7 | 29.9 | 102.6 |
| 43 | W.R. Berkley Corporation ¹⁵ | 1,081 | 997 | 1,081 | 997 | 6,748 | 61.3 | 28.4 | 89.7 |
| 44 | Core Specialty Insurance Holdings, Inc. | 1,043 | 777 | 1,043 | 777 | 1,118 | 82.1 | 15.9 | 98.0 |
| 45 | Hiscox Ltd | 1,038 | 268 | 1,038 | 268 | 2,417 | 54.8 | 30.9 | 85.6 |
| 46 | Somers Group Holdings, Ltd. | 1,019 | 855 | 1,019 | 855 | 772 | 71.3 | 29.2 | 100.5 |
| 47 | African Reinsurance Corporation | 952 | 773 | 861 | 695 | 990 | 59.4 | 34.9 | 94.3 |
| 48 | DEVK Re Group | 848 | 759 | 841 | 752 | 2,614 | 72.4 | 27.1 | 99.4 |
| 49 | Lancashire | 842 | 629 | 842 | 629 | 1,268 | 71.0 | 26.4 | 97.5 |
| 50 | Nacional de Reaseguros, S.A. | 737 | 610 | 619 | 493 | 469 | 72.9 | 31.2 | 104.1 |

¹ All non-USD currencies converted to USD using foreign exchange rate at company's fiscal year-end.

² As reported in the group's annual statement.

³ Non-Life only.

⁴ Net premium written data not reported; net premium earned substituted.

⁵ Berkshire Hathaway completed its acquisition of Alleghany Corp. on October 19, 2022, and, per US GAAP accounting rules, incurs premiums and expenses only after the acquisition.

⁶ Lloyd's premiums are for reinsurance only. Premiums for certain groups in the rankings also may include Lloyd's Syndicate premiums when applicable.

⁷ Shareholders' funds includes Lloyd's members' assets and Lloyd's central reserves.

⁸ Fiscal year ended March 31, 2023.

⁹ Net asset value used for shareholders' funds.

¹⁰ Premium data excludes intragroup reinsurance.

¹¹ Ratios are as reported and calculated on a gross basis.

¹² Ratios are based on the group's operations.

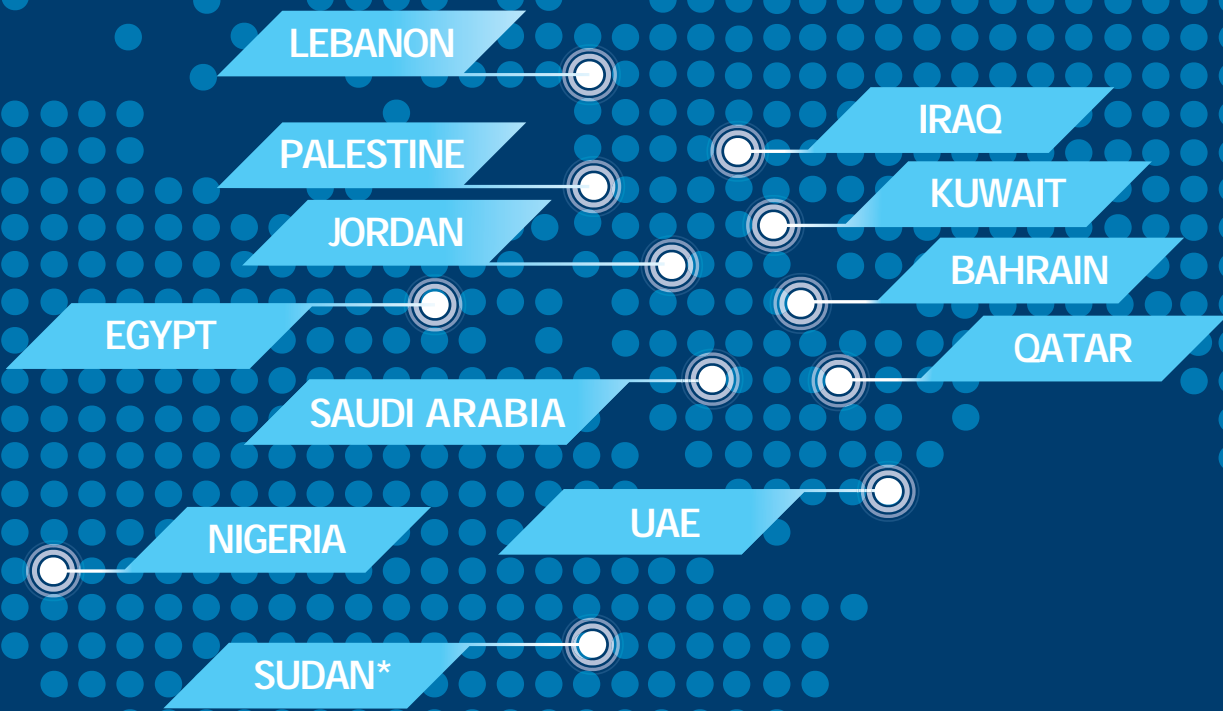
¹³ Ratios are based on Liberty Mutual Insurance Europe SE financial statements.

¹⁴ Ratios are based on the group's domestic business.

¹⁵ Ratios include monoline excess business in addition to reinsurance.

N/A = Information not applicable or not available at time of publication.

Source: AM Best data and research



WHEN IT COMES
TO YOUR HEALTH,
WE'LL GO AS FAR
AS IT TAKES

**Soon in Sudan*



www.globemedgroup.com



AP_{EX}
Partner of Choice



www.apexib.com