



AL BAYAN MAG

العدد ٦١٣ • السنة الثالثة والخمسون • كانون الاول (ديسمبر) ٢٠٢٢
AL BAYAN ECONOMIC • Issue N° 613 • 53 YEARS • DECEMBER 2022

MENA INSURERS, REINSURERS AND REINSURANCE BROKERS 2021 RANKING

مراتب شركات التأمين وإعادة التأمين والوساطة في منطقة مينا للعام ٢٠٢١



This part is sponsored by



هذا الجزء يصدر برعاية

AL BAYAN EXCLUSIVE



THE STRENGTH TO ADAPT

NASCO

NASCO INSURANCE GROUP

Offices in Europe, the Middle East & Africa

Lebanon - France - Dubai - Abu Dhabi - Jeddah - Riyadh - Qatar - Turkey - Nigeria - Egypt - Iraq - Tunisia - Cyprus

From the Editor

Twenty one years ago, we undertook to compile and publish about this time of the year a SPECIAL ISSUE covering the results reported by Insurers, Reinsurers and Brokers in the Mena Region, and the rank each of those players had reached, whether in Premium, Asset, Equity or Profit.

Thanks to the support we received from APEX, Reinsurance Brokers who are based in Amman-Jordan and managed by Mr. ZUHAIR AL ATOUT, who took the sponsorship of this issue, as well as to all the supporters of Al Bayan Magazine, we managed to bring about this unique issue which proved to be instrumental to the insurance industry, not only in the MENA Region but across the entire insurance markets in the world.

The readers will appreciate that the situation prevalent in some countries of the Mena Region is so chaotic that it made it difficult for us to get updated data from some of the parties concerned in those countries. Hopefully the tragedy will take end, peace will return and all players will be able to resume their activity in full scale in the near future.

We look forward to issuing further editions in the years to come.

Emile Zakhour
Editor in Chief



AL BAYAN
THE LEADING ARAB ECONOMIC MAGAZINE

اسبوعية تصدر شهريا مؤقتا
تأسست عام ١٩٧٠
تصدر عن شركة البيان
للطباعة والنشر والتوزيع

المؤسس انطوان زخور

Editor in Chief :
Emile ZAKHOUR

المستشار القانوني: مكتب المحامي كمال ابو ظهر

France: + 33 6 52379992
+ 33 6 45683951
United Arab Emirates:
+ 971 50 2984858

HEAD OFFICE: SHMEISANI - JORDAN

www.albayanmagazine.com
info@albayanmagazine.com

Available on



press reader
— connecting people through news —



الإشتراك السنوي: ٢٥٠ دولار اميركي

SUBSCRIPTION FEES: US\$ 250

ثمن النسخة: الاردن ٥ دينار، قطر ٢٥ ريالاً، السعودية ٢٥ ريالاً، الكويت ٢ دينار، الامارات ٢٥ درهماً، البحرين ٣ دينار، سلطنة عمان ٣ ريال، مصر ٣٠ جنيهاً، العراق ٦ ديناراً، السودان ٢ جنيهاً، ليبيا ٧ دنائير، المغرب ٦٠ درهماً، لبنان ٢٥,٠٠٠ ل.ل.، FRANCE 5 EURO, U.K. 3,5 Stg.
USA 7 US \$,GERMANY 5 EURO ,CYPRUS 3 C.P

توزيع: شركة شرق الاوسط لتوزيع المطبوعات

MENA INSURANCE Cos RANKED BY PREMIUM WRITTEN - YEAR 2021

(US\$000)

Rank	Company Name	Country	Premium Written 2021	Premium Written 2020	Assets 2021	Assets 2020	Shareholders Equity 2021	Shareholders Equity 2020	Net Profit 2021	Net Profit 2020	Roe (%)	Rating
001	QATAR INSURANCE	QATAR	3,470,000	3,351,900	12,003,080	11,698,830	2,340,100	2,278,200	173,160	34,630	7.4	A (S&P)
002	BUPA ARABIA	KSA	3,035,250	2,785,960	3,306,430	3,065,600	1,116,280	1,034,300	194,850	185,630	17.5	-
003	TAWUNIYA	KSA	2,724,960	2,416,470	3,902,140	3,801,980	787,450	755,610	71,080	104,890	9.0	A (S&P)
004	GULF INS GRP (GIG)	KUWAIT	1,808,890	1,461,010	4,488,100	2,632,200	631,350	385,940	165,660	53,710	26.2	A (AM Best)
005	DAMAN HEALTH ⁽¹⁾	UAE	1,370,000	1,370,000	2,300,000	2,300,000	690,000	690,000	N/A	N/A	-	-
006	ORIENT	UAE	1,364,520	1,157,300	2,870,120	2,420,360	1,034,270	932,430	129,730	117,170	13.9	A (S&P)
007	ADNIC	UAE	1,162,780	1,093,200	2,345,040	2,269,700	771,520	683,110	109,500	101,100	16.0	A (S&P)
008	OMAN INSURANCE	UAE	964,290	976,340	2,061,340	2,071,870	607,320	564,210	56,170	53,530	9.3	A (AM Best)
009	WAFI	MOROCCO	909,890	839,420	4,678,100	4,670,000	669,200	663,190	44,440	44,800	6.6	-
010	RMA	MOROCCO	769,070	688,600	4,105,000	4,000,000	657,300	652,530	89,610	89,510	13.6	-
011	RAJHI TAKAFUL	KSA	735,890	728,770	1,237,690	1,162,740	338,020	296,880	30,770	60,550	9.1	-
012	MUTUELLE TAAMIN CHAABI	MOROCCO	631,840	579,730	N/A	N/A	N/A	N/A	N/A	N/A	-	-
013	WALAA	KSA	623,690	392,720	919,250	768,030	216,170	244,350	-28,130	14,790	-13.0	B++(AM Best)
014	MISR INSURANCE	EGYPT	614,090	598,850	2,442,960	2,105,200	1,215,440	922,250	144,440	163,510	11.9	B++(AM Best)
015	MEDGULF / KSA	KSA	596,330	675,870	1,100,080	1,026,260	216,070	203,920	-36,160	14,640	-16.7	-
016	ATLANTA SANAD	MOROCCO	581,960	550,000	2,321,290	2,440,560	399,730	390,920	49,010	48,430	12.3	-
017	SAHAM ASSURANCE	MOROCCO	563,110	514,600	2,415,100	2,401,340	498,300	496,500	24,340	22,340	4.9	-
018	AXA MAROC	MOROCCO	558,740	488,000	2,220,000	2,200,000	563,100	550,000	36,100	35,000	6.4	A (AM Best)
019	MISR LIFE	EGYPT	511,110	427,780	2,500,000	2,047,160	687,500	417,100	100,000	99,970	14.5	BBB+(AM Best)
020	gig SAUDI	KSA	387,860	378,090	797,620	771,270	262,640	232,240	44,470	44,490	16.9	A+(AM Best) Group
021	AHLEIA / KUWAIT	KUWAIT	371,050	335,140	1,211,000	1,112,950	426,480	416,230	45,500	40,400	10.7	A - (S&P)
022	ALLIANZ (LIFE)	EGYPT	339,940	260,470	887,050	828,860	99,760	90,040	29,290	18,990	29.4	-
023	DUBAI	UAE	334,000	250,360	574,000	466,770	172,000	142,200	22,000	15,000	12.8	A - (AM Best)
024	AL AIN AL AHLIA	UAE	328,440	328,670	813,530	751,640	354,240	318,720	22,670	20,680	6.4	A3 (Moody's)
025	SAICO "DAMANA" ⁽²⁾	BAHRAIN	326,000	326,000	260,000	260,000	143,000	143,000	18,760	18,760	13.1	A - (AM Best)
026	MAMDA / MCMA	MOROCCO	323,900	288,900	1,901,000	1,820,500	246,200	244,300	N/A	N/A	-	-
027	DOHA INSURANCE GROUP	QATAR	307,800	250,000	825,950	720,000	326,570	305,000	20,120	16,500	6.2	A - (S&P)
028	EMIRATES INS.	UAE	304,700	283,370	808,230	849,800	319,550	293,460	19,340	29,420	6.1	A - (S&P)
029	SALAMA / UAE	UAE	296,480	318,000	1,299,200	1,228,250	229,750	223,710	13,130	37,060	5.7	BBB- (S&P)
030	QLM	QATAR	282,120	275,090	532,710	479,500	169,830	143,690	29,170	26,940	17.2	A - (S&P)
031	METLIFE / EGYPT	EGYPT	277,430	227,680	530,180	526,650	77,460	64,500	23,100	25,420	29.8	-
032	MALATH	KSA	251,230	208,420	348,360	350,210	99,090	124,820	-19,420	6,050	-15.6	BBB+ (S&P)
033	GIG BAHRAIN	BAHRAIN	246,640	227,160	618,090	636,900	115,430	110,230	11,500	10,420	10.0	A - (AM Best)
034	BUHAIRA NATIONAL	UAE	245,590	252,370	535,330	523,350	185,530	183,850	6,800	6,530	3.7	BB+ (S&P)
035	UNION / UAE	UAE	245,260	248,510	544,420	482,000	64,170	60,500	3,600	-1,070	5.6	B++(AM Best)
036	WATANIYA / KSA	KSA	240,560	209,570	374,310	425,260	56,320	70,890	-14,530	2,090	-25.8	-
037	MAROCAINE VIE	MOROCCO	234,000	216,000	671,000	647,200	48,000	47,610	10,100	9,100	21.0	-
038	AL ETIHAD	KSA	230,800	197,780	434,410	389,330	147,830	136,680	8,920	-7,370	6.0	-
039	SAICO / KSA	KSA	207,350	212,010	361,450	349,710	78,060	95,060	-16,700	12,620	-21.4	-
040	SAA	ALGERIA	206,500	198,300	725,500	723,300	300,100	297,300	19,600	19,600	6.5	-
041	QATAR GENERAL	QATAR	206,000	210,000	2,500,000	2,510,000	1,410,410	1,400,000	29,180	27,940	2.1	B+ (AM Best)
042	ALLIANZ SAUDI FRANSI	KSA	203,500	179,930	688,900	701,840	187,240	187,080	4,400	-4,700	2.3	-
043	ARABIA / LEBANON	LEBANON	196,100	209,920	645,440	659,170	161,800	140,540	7,940	-8,440	4.9	B+(AM Best)
044	DAR AI TAKAFUL	UAE	192,370	119,620	431,350	453,000	41,480	39,510	5,880	6,270	14.2	-
045	MEDGULF / LEBANON	LEBANON	187,860	182,800	307,000	317,000	90,690	85,880	7,000	4,450	7.7	-
046	CAAT	ALGERIA	182,000	180,000	618,970	618,970	216,410	216,410	21,280	20,340	9.8	-
047	BANKERS	LEBANON	180,100	147,810	326,920	326,920	80,720	80,720	12,170	12,170	15.1	B++(AM Best)
048	NGI	UAE	176,000	157,640	430,000	377,750	150,000	133,530	19,000	12,560	12.6	A - (AM Best)
049	NATIONAL LIFE	OMAN	169,270	161,720	396,970	356,070	138,170	140,240	23,920	34,000	17.3	B++(AM Best)
050	TAKAFUL EMARAT	UAE	159,110	167,300	296,000	284,000	33,540	29,970	-1,820	110	-5.4	-
051	ACIG	KSA	158,030	137,370	167,160	161,980	8,960	39,120	-27,730	950	-309.4	-
052	AXA LIFE	EGYPT	156,250	156,250	559,070	553,640	50,000	47,820	11,020	10,050	22.0	-
053	KUWAIT INSURANCE	KUWAIT	155,030	125,200	655,060	630,000	389,120	330,000	37,800	10,020	9.7	A - (AM Best)
054	GULF UNION AL AHLIA	KSA	152,670	148,570	303,620	348,270	34,650	71,640	-37,120	-12,160	-107.1	-
055	SOLIDARITY	BAHRAIN	149,720	80,320	385,510	168,960	198,460	75,340	11,470	8,190	5.8	-
056	ARABIAN SHIELD	KSA	148,850	147,390	306,300	322,280	130,330	123,170	6,980	8,440	5.4	-
057	DHOFAR	OMAN	143,100	126,100	352,100	344,400	70,400	66,400	6,600	10,020	9.8	-
058	ALLIANZ / MOROCCO	MOROCCO	143,000	157,300	N/A	N/A	N/A	N/A	N/A	N/A	-	A (AM Best)
059	SAGR NATIONAL / UAE	UAE	136,400	139,250	294,720	278,810	70,000	87,270	1,720	1,570	2.5	A+ (S&P)
060	LIAASSUREX	LEBANON	135,570	139,630	478,670	362,060	73,730	48,830	-2,560	N/A	-3.5	-
061	ALLIANZ	LEBANON	130,520	135,620	503,200	581,600	39,700	28,620	11,990	-10,200	30.2	AA (S&P)
062	STAR	TUNISIA	126,560	104,440	467,960	468,120	123,270	123,320	7,240	5,790	5.9	-

Scored Your Peace of Mind Goal



Rank	Company Name	Country	Premium Written 2021	Premium Written 2020	Assets 2021	Assets 2020	Shareholders Equity 2021	Shareholders Equity 2020	Net Profit 2021	Net Profit 2020	Roe (%)	Rating
063	GIG / JORDAN	JORDAN	126,420	115,930	180,230	76,950	66,280	47,380	17,280	8,010	26.1	B++(AM Best)
064	RAK / UAE	UAE	125,170	134,000	217,120	184,440	55,230	55,330	2,860	3,670	5.2	BBB+ (S&P)
065	SALAMA / KSA	KSA	124,680	114,050	163,880	189,700	25,730	55,000	-29,970	1,000	-116.5	BBB- (S&P)
066	METLIFE	LEBANON	122,890	120,610	627,920	571,540	62,620	52,840	9,740	23,620	15.6	A+ (AM Best)
067	QATAR ISLAMIC INS. GROUP	QATAR	117,750	111,000	311,000	305,000	116,710	110,000	22,010	20,800	18.9	B++(AM Best)
068	CAAR	ALGERIA	117,090	128,450	375,080	409,800	177,080	170,560	8,320	6,680	4.7	-
069	CASH	ALGERIA	116,940	106,700	456,450	441,300	99,190	97,600	7,480	5,080	7.6	-
070	SAGR COOP / KSA	KSA	116,880	101,100	226,390	242,000	55,790	75,740	-19,390	-28,260	-34.8	BBB (S&P)
071	MADINA TAKAFUL	OMAN	114,730	102,860	318,150	252,010	59,100	60,790	3,640	1,860	6.2	Ba 1 (Moody's)
072	WARBA	KUWAIT	113,240	101,550	405,240	398,620	133,680	122,700	7,710	6,000	5.8	BBB (S&P)
073	ARABIA COOP	KUWAIT	112,620	92,390	180,100	179,260	58,510	59,140	1,140	3,270	2.0	B++(AM Best)
074	TRUST / PALESTINE	PALESTINE	111,940	96,640	218,250	204,530	60,250	60,920	2,600	4,150	4.3	-
075	GIG / EGYPT	EGYPT	111,270	93,700	148,290	140,460	48,040	50,570	12,150	12,190	25.3	B++(AM Best)
076	ORIENT TAKAFUL	UAE	109,370	82,010	225,590	183,040	56,860	52,590	4,200	1,640	7.4	-
077	UCA / KSA	KSA	109,300	164,500	260,910	338,560	66,700	88,800	-17,500	-4,000	-26.2	-
078	FIDELITY	LEBANON	108,890	94,180	196,790	182,450	32,810	25,590	5,430	1,190	16.5	-
079	BNH	BAHRAIN	105,400	97,580	315,500	294,310	174,200	160,790	17,660	13,860	10.1	B++(AM Best)
080	FIDELITY UNITED	UAE	104,430	95,980	154,760	139,440	27,380	20,500	2,190	990	8.0	Baa3 (Moody's)
081	BEEMA	QATAR	100,990	89,610	394,810	386,500	155,260	137,780	27,560	24,750	17.8	B++(AM Best)
082	Abu Dhabi National Takaful	UAE	100,900	115,810	369,990	378,690	140,610	119,620	24,000	21,260	17.1	A- (AM Best)
083	AXA P&C EGYPT	EGYPT	97,650	97,650	135,600	120,600	8,910	19,320	-8,120	4,360	-91.1	-
084	JORDAN INSURANCE	JORDAN	96,500	112,000	152,550	126,400	70,790	56,350	1,610	4,250	2.3	B (AM Best)
085	ORIENT TAKAFUL	EGYPT	95,090	61,850	161,480	111,530	48,970	35,820	10,100	8,590	20.6	A+(AM Best)
086	WATANIA / UAE	UAE	94,680	87,740	139,330	140,680	30,440	28,340	2,070	5,020	6.8	-
087	GROUPEMED (GMI)	LEBANON	92,860	61,700	135,960	91,160	25,310	20,870	4,380	80	17.3	-
088	CNMA	ALGERIA	90,650	109,160	271,200	275,130	122,840	124,270	11,120	15,100	9.1	-
089	AXA ME / LEBANON	LEBANON	90,370	90,330	185,580	213,370	24,430	24,540	30	-4,060	0.1	AA- (AXA GROUP)
090	KFH TAKAFUL	KUWAIT	88,580	79,240	148,110	136,780	35,160	38,980	3,460	4,680	9.8	Baa2 (Moody's)
091	AROPE / LEBANON	LEBANON	87,650	85,900	441,000	440,120	159,580	158,180	3,130	N/A	2.0	-
092	WATHBA NATIONAL	UAE	86,000	83,500	500,000	426,500	265,000	197,000	45,000	4,150	17.0	BBB- (S&P)
093	DHAFRA	UAE	85,700	79,100	305,000	265,500	126,200	108,450	10,530	14,930	8.3	B++(AM Best)
094	KHALEEJ TAKAFUL	QATAR	83,000	84,000	266,000	282,000	156,000	154,000	11,000	12,700	7.1	BBB+ (S&P)
095	ALLIANCE / UAE	UAE	82,840	88,010	374,440	394,080	146,760	143,600	11,200	11,450	7.6	A- (AM Best)
096	DUBAI NATIONAL	UAE	82,100	86,370	292,930	253,660	184,970	138,140	15,360	14,980	8.3	B++(AM Best)
097	METHAQ TAKAFUL	UAE	82,100	76,840	207,060	193,770	23,090	25,150	-2,060	2,240	-8.9	-
098	ALINMA TOKIO MARINE	KSA	81,480	84,350	182,390	176,270	49,910	53,750	-3,960	-1,550	-7.9	-
099	COMAR	TUNISIA	80,970	82,290	205,100	202,180	73,130	72,130	14,700	9,410	20.1	-
100	OMAN QATAR	OMAN	79,910	81,330	197,000	235,120	54,100	47,170	8,200	5,510	15.2	A(S&P) QICGRP
101	ALJAZIRA TAKAFUL	KSA	79,750	62,390	743,660	538,870	216,730	126,230	5,860	10,670	2.7	-
102	OMAN UNITED	OMAN	79,200	80,280	282,840	278,730	80,160	79,110	10,300	11,050	12.8	-
103	GULF GENERAL	KSA	79,130	85,580	170,410	114,050	98,780	43,210	-22,420	1,210	-22.7	-
104	CAT	MOROCCO	78,000	69,500	693,300	692,300	27,250	26,100	N/A	N/A	-	BBB- (S&P)
105	BURUJ	KSA	77,550	53,950	250,000	272,000	118,000	118,540	4,300	4,550	3.7	Baa2 (Moody's)
106	LIBANO SUISSE	LEBANON	77,510	77,000	204,300	211,000	43,600	43,300	N/A	N/A	-	-
107	CHUBB ARABIA	KSA	77,500	73,260	215,790	202,640	95,970	94,060	3,610	9,820	3.8	-
108	LIBYA	LIBYA	77,200	82,000	301,090	320,600	57,350	61,500	4,100	5,400	7.2	-
109	GAT	TUNISIA	75,800	69,620	214,520	183,300	28,830	35,150	7,930	5,760	27.6	-
110	SUEZ CANAL	EGYPT	74,100	71,410	111,380	111,380	17,530	15,780	2,200	2,520	12.6	B-(AM Best)
111	AMANA COOPERATIVE	KSA	73,470	87,870	70,520	122,650	6,950	24,600	-31,400	-17,230	-451.8	-
112	MATU	MOROCCO	71,400	51,320	224,250	223,400	7,680	7,500	-	-	-	-
113	BUPA / EGYPT	EGYPT	70,850	67,990	102,090	144,250	38,460	40,730	4,110	1,860	10.7	-
114	ALLIANZ P&C / EGYPT	EGYPT	70,400	70,400	113,860	115,610	34,610	31,300	8,780	7,510	25.4	-
115	ALAMIYA (RSA)	KSA	70,300	50,800	227,660	206,150	97,820	107,640	-9,440	-1,640	-9.6	-
116	MAGHREBIA	TUNISIA	70,270	68,500	135,600	134,700	32,110	31,150	7,650	6,900	23.8	-
117	TAKAFUL OMAN	OMAN	69,310	65,650	172,740	106,160	76,170	60,270	1,980	5,440	2.6	-
118	BANCASSURANCE	LEBANON	68,960	64,300	321,700	451,830	7,390	33,400	N/A	N/A	-	-
119	AMAN / UAE	UAE	67,970	62,400	365,340	362,070	23,220	17,480	3,350	5,180	14.4	BBB- (S&P)
120	AL NISR AL ARABI	JORDAN	66,800	61,780	174,630	160,500	32,210	32,000	4,120	4,310	12.8	-
121	CIAR ⁽¹⁾	ALGERIA	66,750	66,750	171,870	171,870	46,030	46,030	8,600	8,600	16.7	-
122	FUJAIRAH NATIONAL	UAE	65,940	67,300	176,500	170,050	92,470	85,830	5,090	10,080	5.5	Baa2 (Moody's)
123	FIRST (SOLIDARITY GROUP)	JORDAN	65,730	64,200	82,980	83,740	48,050	46,690	2,940	2,280	6.1	B++(AM Best)
124	ASTREE	TUNISIA	64,890	64,300	172,100	178,620	53,610	55,290	7,290	9,410	13.6	-
125	EGYPTIAN TAKAFUL LIFE	EGYPT	62,800	40,000	97,680	61,410	18,230	15,920	2,640	1,630	14.5	-
126	NATIONAL / IRAQ	IRAQ	62,730	55,730	141,450	191,890	151,010	151,030	8,430	10,060	5.6	-
127	MAROC ASSISTANCE INTL	MOROCCO	62,100	56,200	N/A	N/A	N/A	N/A	N/A	N/A	-	-
128	SHIEKAN	SUDAN	61,100	66,700	N/A	N/A	N/A	N/A	N/A	N/A	-	-
129	GIG TAKAFUL INT'L ⁽¹⁾	BAHRAIN	60,800	60,800	109,700	109,700	29,700	29,700	4,110	4,110	13.8	-



It's good to know the past. Anticipating the future is even better.

Ever since 1951, we have been applying proven principles of risk management to protect our clients against whatever may be coming down the road towards them. We pride ourselves on the expert knowledge we have acquired over the years. But only for its value in reliably protecting our clients tomorrow.

Deutsche Rück. Reliable reinsurance.

Rank	Company Name	Country	Premium Written 2021	Premium Written 2020	Assets 2021	Assets 2020	Shareholders Equity 2021	Shareholders Equity 2020	Net Profit 2021	Net Profit 2020	Roe (%)	Rating
130	SABB TAKAFUL ⁽¹³⁾	KSA	60,780	53,780	274,200	251,100	78,080	77,550	250	-7,080	0.3	-
131	SECURITE	LEBANON	60,400	37,930	80,750	80,750	25,300	25,300	1,200	1,200	4.8	-
132	UNION NATIONALE	LEBANON	60,000	63,350	108,000	107,620	42,000	41,700	8,500	8,470	20.2	B+ (AM Best)
133	NATIONAL / PALESTINE	PALESTINE	59,610	54,910	139,330	134,150	46,710	46,970	3,110	7,810	6.6	-
134	EGYPTIAN TAKAFUL NON LIFE	EGYPT	59,540	59,000	145,570	154,210	30,400	32,210	9,400	6,800	30.9	-
135	BIAT	TUNISIA	59,400	43,480	204,100	170,320	23,700	13,610	5,600	3,200	23.6	-
136	SAUDI ENAYA / KSA	KSA	58,270	44,240	129,550	110,730	15,670	32,200	-16,530	-7,570	-105.5	-
137	MIDDLE EAST / JORDAN	JORDAN	56,810	55,300	127,380	123,820	57,640	54,340	2,300	1,610	4.0	B+(AM Best)
138	INSURANCE HOUSE	UAE	56,490	59,130	105,080	91,100	40,600	37,060	2,590	3,000	6.4	-
139	GENERAL TAKAFUL	QATAR	55,640	48,530	145,330	110,220	62,110	27,560	6,540	4,060	10.5	B++ (AM Best)
140	TRUST / LIBYA	LIBYA	54,100	52,400	193,000	192,400	10,100	10,250	1,900	1,700	18.8	-
141	ARABIA FALCON (AFIC)	OMAN	53,150	47,550	185,820	191,500	52,980	50,620	4,360	4,340	8.3	B+(AM Best)
142	MAE	TUNISIA	52,700	50,240	129,290	184,280	33,560	39,200	1,660	1,930	5.0	-
143	METLIFE / JORDAN	JORDAN	51,200	40,200	101,400	101,400	20,170	20,170	5,780	5,780	28.7	-
144	BH ASSURANCE	TUNISIA	51,110	45,090	132,460	112,400	27,900	24,820	4,490	3,420	16.1	-
145	LLOYD TUNISIEN	TUNISIA	50,770	48,540	166,230	161,850	30,790	29,450	2,240	3,820	7.3	-
146	CTAMA	TUNISIA	50,270	44,790	101,000	99,100	18,300	16,100	-1,400	N/A	-7.7	-
147	UNITED / YEMEN	YEMEN	50,040	57,900	57,190	63,260	25,270	30,280	10,110	4,730	33.4	-
148	TAKAFUL / PALESTINE	PALESTINE	49,760	41,180	89,450	80,730	22,450	20,890	2,030	2,220	9.1	-
149	AMI	TUNISIA	49,600	53,200	170,000	175,750	23,300	24,100	620	230	2.7	-
150	AHLIA / OMAN	OMAN	49,320	55,310	196,650	209,640	104,710	103,450	9,950	11,410	9.5	A (AM Best) (RSA GRP)
151	AFRICAN ⁽¹⁾	LIBYA	49,100	49,100	60,600	60,600	10,550	10,550	-	-	-	-
152	JOFICO	JORDAN	46,200	37,190	52,550	45,000	18,260	17,820	1,120	2,010	6.1	-
153	ATTIJARI	TUNISIA	46,100	37,200	N/A	N/A	N/A	N/A	3,910	2,920	-	-
154	VISION	OMAN	45,790	59,410	136,890	158,600	34,600	38,850	-4,660	2,920	-13.4	-
155	QNB LIFE ⁽¹⁾	EGYPT	45,460	45,460	242,000	242,000	46,700	46,700	14,700	14,700	31.5	-
156	CAC	YEMEN	45,350	32,820	18,800	8,000	15,800	9,090	3,800	2,400	24.1	-
157	CARTE	TUNISIA	45,300	46,800	122,150	132,830	44,300	47,420	3,200	4,420	7.2	-
158	GLOBAL UNITED	PALESTINE	44,730	40,270	76,150	78,920	26,330	20,070	5,530	2,350	21.0	-
159	ADIR / LEBANON	LEBANON	44,420	47,640	315,000	315,000	30,030	30,030	-	-31,100	-	-
160	EURO ARAB	JORDAN	44,300	38,700	56,720	52,400	16,840	16,760	1,330	1,720	7.9	-
161	PALESTINE	PALESTINE	44,190	34,160	83,130	64,360	15,560	12,440	2,610	1,190	16.8	-
162	MASHREK / LEBANON	LEBANON	43,500	41,670	N/A	68,310	N/A	3,030	N/A	1,000	-	-
163	TRUST / ALGERIA	ALGERIA	43,450	35,600	72,000	70,200	31,900	31,360	2,400	2,100	7.5	-
164	MEDGULF / UAE ⁽¹⁴⁾	UAE	43,210	43,210	N/A	N/A	N/A	N/A	N/A	N/A	-	-
165	IRAQ GENERAL	IRAQ	43,090	42,310	N/A	N/A	N/A	N/A	N/A	N/A	-	-
166	DELTA	EGYPT	42,240	37,070	67,360	66,390	31,930	30,120	7,880	5,890	24.7	-
167	SEIB	QATAR	41,000	36,000	93,000	81,000	32,500	32,000	120	1,400	0.4	BBB (S&P)
168	MASHREQ / PALESTINE	PALESTINE	39,850	30,450	78,370	67,670	17,620	15,600	1,070	1,270	6.1	-
169	MOHANDES	EGYPT	38,920	31,150	69,550	67,550	25,590	22,670	5,070	7,750	19.8	-
170	ROYAL ⁽¹⁾	EGYPT	37,000	37,000	78,020	78,020	16,900	16,900	N/A	4,840	-	-
171	WETHAQ TAKAFUL	EGYPT	36,850	31,910	58,000	63,460	16,840	17,500	2,950	3,480	17.5	-
172	CUMBERLAND	LEBANON	36,830	33,490	57,520	46,700	18,540	8,720	8,000	-1,800	43.4	-
173	GULF UNION / SAUDI ⁽²⁾	BAHRAIN	36,300	36,300	62,100	62,100	19,200	19,200	N/A	N/A	-	-
174	MUSCAT	OMAN	35,910	43,720	111,530	120,620	45,450	43,480	2,000	920	4.4	-
175	ISLAMIC / JORDAN	JORDAN	35,480	31,820	60,630	58,530	33,750	31,580	4,040	4,630	12.0	A (Islamic R)
176	SHARQ	QATAR	35,100	33,400	80,250	80,250	49,400	49,400	4,800	4,800	9.7	BBB+ (S&P)
177	JERUSALEM	JORDAN	34,880	30,350	51,610	51,660	20,560	20,060	1,850	1,680	9.0	-
178	SUEZ CANAL LIFE	EGYPT	34,610	34,610	93,080	100,300	12,240	10,300	3,630	2,700	29.7	-
179	ASCANA	UAE	33,490	29,700	133,220	133,000	84,400	86,900	1,760	7,800	2.1	-
180	GIG ALGERIA ⁽¹⁾	ALGERIA	33,300	33,300	58,000	58,000	18,000	18,000	2,400	2,400	13.3	-
181	MEDGULF TAKAFUL ⁽¹⁾	BAHRAIN	33,000	33,000	N/A	N/A	N/A	N/A	N/A	N/A	-	-
182	AFRICA FIRST ASSIST	MOROCCO	32,100	32,580	N/A	N/A	N/A	N/A	N/A	N/A	-	-
183	MAGHREBIA VIE	TUNISIA	31,830	28,500	68,350	67,150	10,100	7,300	4,370	3,380	43.3	-
184	UNITED / JORDAN	JORDAN	31,700	30,600	N/A	N/A	N/A	N/A	N/A	N/A	-	-
185	NEWTON	JORDAN	31,620	21,400	52,660	47,630	28,860	30,190	190	-360	0.7	B (AM Best)
186	AJIG	JORDAN	31,100	29,500	37,310	37,050	11,480	12,440	-1,160	1,770	-10.1	-
187	SALAMA	ALGERIA	31,020	34,430	96,200	123,220	33,980	32,310	3,280	3,080	9.7	-
188	TAMKEEN	PALESTINE	30,640	29,060	48,850	39,740	16,520	13,090	1,250	1,010	7.6	-
189	ASIA	IRAQ	30,330	22,510	46,330	48,100	25,990	32,530	1,620	2,630	6.2	-
190	ZITOUNA TAKAFUL	TUNISIA	30,210	25,510	81,060	66,000	16,250	13,520	2,820	2,550	17.4	-
191	ARABIA / JORDAN	JORDAN	29,900	29,900	39,510	39,810	14,660	15,080	640	880	4.4	B (AM Best)
192	UFA	LEBANON	29,450	28,090	50,270	50,270	14,370	14,370	N/A	N/A	-	-
193	AL HILAL LIFE	BAHRAIN	29,320	27,450	85,180	84,680	18,940	18,250	1,160	720	6.1	-
194	SALAMA	EGYPT	28,890	27,250	64,140	63,310	17,150	17,020	2,560	1,780	14.9	-
195	WAFI IMA ASSISTANCE	MOROCCO	28,200	25,900	N/A	N/A	N/A	N/A	N/A	N/A	-	-
196	WATANIA / JORDAN	JORDAN	27,940	25,060	40,740	37,820	16,080	13,220	-	1,250	-	B (AM Best)

لحمایتك أمن على منزلك



KFH Takaful

معنى جديد للتكافل

حمل تطبيق بيتك



+965 1803030
@kftakaful

Rank	Company Name	Country	Premium Written 2021	Premium Written 2020	Assets 2021	Assets 2020	Shareholders Equity 2021	Shareholders Equity 2020	Net Profit 2021	Net Profit 2020	Roe (%)	Rating
197	HAYETT	TUNISIA	27,900	21,540	N/A	N/A	13,010	11,090	2,680	2,370	20.6	-
198	ALIG	LEBANON	27,410	25,740	53,910	60,490	8,780	8,680	110	450	1.3	-
199	ALLIANCE / ALGERIA	ALGERIA	26,800	39,300	67,370	83,210	29,490	32,860	2,800	4,020	9.5	-
200	ISLAMIC / SUDAN	SUDAN	26,710	48,300	2,170	N/A	10,440	N/A	1,610	N/A	15.4	-
201	ARAB UNION INT'L	JORDAN	26,600	14,800	29,430	24,030	2,940	8,210	-5,330	-300	-181.3	-
202	DELTA	JORDAN	26,330	25,100	44,240	43,280	14,630	14,990	200	860	1.4	-
203	AL MANARA ISLAMIC	JORDAN	25,900	20,300	33,100	27,090	6,890	7,750	-1,130	2,510	-16.4	-
204	SAHARA	LIBYA	25,100	32,400	44,300	46,100	10,200	10,800	N/A	N/A	-	-
205	SARWA P&C	EGYPT	24,800	9,810	17,500	13,160	6,170	5,890	280	140	4.6	-
206	MEDGULF / JORDAN	JORDAN	23,800	24,200	34,630	34,630	7,530	7,420	110	-790	1.5	-
207	CARDIF AL DJAZAIR	ALGERIA	23,070	22,930	N/A	N/A	N/A	N/A	N/A	N/A	-	-
208	ILAF ⁽²⁾	KUWAIT	23,000	23,000	N/A	N/A	N/A	N/A	N/A	N/A	-	-
209	T'AZUR / KUWAIT	KUWAIT	23,000	20,500	42,400	41,600	N/A	N/A	N/A	N/A	-	-
210	CARTE VIE	TUNISIA	22,700	27,900	N/A	N/A	N/A	N/A	3,100	3,100	-	-
211	GAM	ALGERIA	22,680	24,810	36,100	36,700	14,200	15,600	2,400	2,800	16.9	-
212	UCA / LEBANON	LEBANON	22,490	22,100	87,960	95,400	23,570	23,700	-440	N/A	-1.9	-
213	AHLIA INS. GROUP	PALESTINE	21,500	17,110	74,740	72,180	17,890	20,990	-2,760	-3,490	-15.4	-
214	CAPITAL	LEBANON	21,340	18,870	61,620	64,200	16,970	16,270	700	320	4.2	-
215	ENAYA / KUWAIT	KUWAIT	21,100	32,000	54,000	68,000	35,000	37,000	N/A	N/A	-	-
216	TAAWUNIYA / SUDAN	SUDAN	20,100	19,800	N/A	N/A	N/A	N/A	N/A	N/A	-	-
217	BERYTUS	LEBANON	19,960	17,250	25,830	22,230	1,040	3,680	-	20	-	-
218	COMMERCIAL	LEBANON	19,890	18,440	46,890	49,200	6,350	7,840	-4,210	-1,500	-66.2	-
219	ARAB ASSURERS	JORDAN	19,500	15,800	24,450	23,900	6,970	9,020	-1,970	460	28.3	-
220	SGBL INSURANCE	LEBANON	19,380	29,410	277,940	261,490	166,370	112,730	130	-9,330	0.1	-
221	UNITED / LIBYA	LIBYA	19,100	18,200	110,000	109,350	14,400	13,220	2,250	2,100	15.6	-
222	ARAB ISLAMIC TAKAFUL	KUWAIT	19,000	19,000	N/A	N/A	N/A	N/A	N/A	N/A	-	-
223	SYRIAN GENERAL	SYRIA	18,900	12,340	N/A	N/A	N/A	N/A	N/A	N/A	-	-
224	NILEIN	SUDAN	18,700	18,310	N/A	N/A	N/A	N/A	N/A	N/A	-	-
225	LIBANO SUISSE TAKAFUL	EGYPT	18,560	15,800	18,170	14,050	4,800	4,050	540	90	11.2	-
226	CIS	EGYPT	18,550	12,610	38,060	28,360	13,030	9,940	1,060	370	8.2	-
227	NATIONAL TAKAFUL ⁽¹⁾	KUWAIT	18,500	18,500	34,000	34,000	23,200	23,200	N/A	N/A	-	-
228	SUDANESE	SUDAN	18,200	18,120	20,410	20,730	13,800	12,560	4,300	4,210	31.1	-
229	SALAMA / SUDAN	SUDAN	17,340	17,210	N/A	N/A	N/A	N/A	N/A	N/A	-	-
230	DELTA LIFE	EGYPT	17,100	14,900	92,040	92,420	16,670	14,390	4,910	4,040	29.5	-
231	GHAZAL ⁽²⁾	KUWAIT	17,000	17,000	48,950	48,950	8,970	8,970	-	-	-	-
232	TRUST COMPASS	LEBANON	16,580	16,480	56,290	52,230	24,430	23,650	790	-800	3.3	-
233	CHUBB LIFE	EGYPT	16,140	15,010	42,870	47,660	8,810	11,740	-1,100	1,890	-12.5	-
234	KUWAIT QATAR ⁽¹⁾	KUWAIT	16,010	16,010	55,200	55,200	18,500	18,500	-	-	-	A (AM Best)
235	AMANA	LEBANON	15,760	15,300	26,830	-	6,150	-	2,980	-	48.5	-
236	TRUST HOUSE	IRAQ	15,690	13,940	11,140	8,000	3,830	4,800	430	-	11.3	-
237	GULF TAKAFUL ⁽¹⁾	KUWAIT	15,580	15,580	135,440	135,440	32,980	32,980	N/A	N/A	-	Ba1 (Moody's)
238	TAKAFULY	LIBYA	15,100	14,250	N/A	N/A	N/A	N/A	N/A	N/A	-	-
239	AROPE / EGYPT	EGYPT	14,950	10,000	27,860	26,790	16,270	16,330	2,370	2,240	14.6	-
240	MIS	YEMEN	14,620	11,870	1,550	1,420	12,000	10,000	N/A	N/A	-	-
241	MISR TAKAFUL	EGYPT	14,500	14,500	17,030	17,820	9,590	9,260	490	500	5.1	-
242	UNITED / SUDAN	SUDAN	14,460	21,500	11,870	18,200	11,870	18,200	3,180	1,700	26.8	-
243	HAMRAA	IRAQ	14,440	13,020	4,700	4,500	3,900	3,800	N/A	N/A	-	-
244	LIBO	LIBYA	14,200	13,800	32,000	32,100	8,100	7,560	2,000	2,010	24.7	-
245	AGLIC	ALGERIA	14,180	14,000	68,210	42,500	9,590	7,450	1,610	220	16.8	-
246	HAYAH	UAE	14,120	12,260	50,210	48,710	33,870	33,970	320	540	1.0	-
247	ISKAN	EGYPT	13,960	13,780	27,300	29,160	11,000	10,920	2,120	2,360	19.3	-
248	HOLYLAND ⁽²⁾	JORDAN	13,900	13,000	-	14,110	-	3,970	-	-4,080	-	-
249	EL AMANA TAKAFUL	TUNISIA	13,850	12,020	36,960	35,000	5,680	5,320	1,090	700	19.2	-
250	EULER HERMES ACMAR	MOROCCO	13,500	13,650	N/A	N/A	N/A	N/A	N/A	N/A	-	-
251	NORTH	LEBANON	13,470	12,500	93,060	91,880	37,150	36,330	830	400	2.3	-
252	MIDDLE EAST / SUDAN	SUDAN	13,100	13,950	N/A	N/A	N/A	N/A	N/A	N/A	-	-
253	BURGAN	LEBANON	12,870	12,200	22,700	19,330	5,960	5,300	640	610	10.7	-
254	BARAKA	SUDAN	12,850	18,390	11,050	N/A	12,460	N/A	1,810	N/A	14.5	BBB+ (Islamic R)
255	GAT VIE	TUNISIA	12,800	23,530	N/A	N/A	N/A	N/A	1,010	800	-	-
256	CAARAMA	ALGERIA	12,470	12,000	114,940	113,000	12,320	12,000	410	380	3.3	-
257	RMA ASSISTANCE	MOROCCO	12,400	11,000	N/A	N/A	N/A	N/A	N/A	N/A	-	-
258	AXA VIE / ALGERIA	ALGERIA	12,300	14,330	N/A	N/A	N/A	N/A	N/A	N/A	-	-
259	PHENICIENNE	LEBANON	12,090	8,910	23,920	19,380	4,960	4,940	20	-500	0.4	-
260	AT TAKAFULIA	TUNISIA	12,080	10,960	N/A	N/A	N/A	N/A	680	610	-	-
261	AXA DOMMAGE / ALGERIA	ALGERIA	12,060	14,020	N/A	N/A	N/A	N/A	N/A	N/A	-	-
262	SAPS	ALGERIA	11,950	11,300	N/A	N/A	N/A	N/A	N/A	N/A	-	-
263	KAF GENERAL	EGYPT	11,740	11,740	29,220	30,950	10,200	10,760	1,020	1,410	10.0	-



Damaan Islamic Insurance Company

استثمر في راحة بالك
INVEST IN YOUR PEACE OF MIND



Rank	Company Name	Country	Premium Written 2021	Premium Written 2020	Assets 2021	Assets 2020	Shareholders Equity 2021	Shareholders Equity 2020	Net Profit 2021	Net Profit 2020	Roe (%)	Rating
264	UNITED / BAHRAIN	BAHRAIN	11,530	7,740	63,410	65,160	36,430	36,620	5,820	5,370	16.0	-
265	BURGAN TAKAFUL	KUWAIT	11,400	10,800	20,940	19,800	20,520	19,240	1,000	880	4.9	-
266	FIRST TAKAFUL	KUWAIT	10,910	9,110	54,590	46,470	26,530	28,430	210	-18,850	0.8	-
267	CONFIDENCE (CIG)	LEBANON	10,490	9,890	14,060	13,400	4,820	4,630	200	570	4.2	-
268	TALA	ALGERIA	9,950	9,340	N/A	N/A	N/A	N/A	N/A	N/A	-	-
269	BEIRUT LIFE	LEBANON	9,880	12,750	24,500	24,500	17,660	17,660	N/A	N/A	-	-
270	CLA	LEBANON	9,200	11,140	123,090	127,000	44,730	51,200	-5,530	-11,380	-12.4	-
271	KITI ⁽¹⁾	KUWAIT	9,000	9,000	N/A	N/A	N/A	N/A	N/A	N/A	-	-
272	BOUBYAN TAKAFUL ⁽¹⁾	KUWAIT	8,800	8,800	18,000	18,000	16,000	16,000	N/A	N/A	-	Baa2 (Moody's)
273	WETHAQ TAKAFUL	KUWAIT	8,560	13,160	41,180	39,660	40,800	39,360	840	-4,230	2.1	BB (S&P)
274	YEMEN GENERAL	YEMEN	8,530	5,970	26,690	15,200	15,540	8,100	2,940	1,300	18.9	-
275	AMAN / YEMEN	YEMEN	8,310	6,330	2,900	1,820	4,820	3,750	N/A	N/A	-	-
276	VICTOIRE	LEBANON	7,920	7,540	28,140	28,140	9,040	9,040	N/A	-40	-	-
277	MEARCO	LEBANON	7,890	6,650	14,700	15,600	4,880	4,200	600	-500	12.3	-
278	MACIR VIE	ALGERIA	7,770	6,240	19,390	18,200	11,410	11,080	70	-20	0.6	-
279	NASR	MAURITANIA	7,700	7,410	3,200	2,840	N/A	N/A	N/A	N/A	-	-
280	SHARJAH	UAE	7,680	11,720	87,220	76,320	62,750	50,950	7,420	3,270	11.8	-
281	MOHANDES LIFE	EGYPT	7,570	5,630	60,150	69,330	15,930	17,370	2,360	3,910	14.8	-
282	DAR AL SALAM	KUWAIT	7,500	9,100	9,100	10,120	8,400	9,310	N/A	N/A	-	-
283	COFACE	MOROCCO	7,200	8,200	N/A	N/A	N/A	N/A	N/A	N/A	-	-
284	METLICO	EGYPT	7,010	9,090	23,440	22,950	3,920	3,920	170	760	4.4	-
285	BLUE NILE	SUDAN	6,800	6,440	N/A	N/A	N/A	N/A	N/A	N/A	-	-
286	AIG / EGYPT	EGYPT	6,730	8,530	46,900	55,440	21,000	21,370	3,460	2,560	16.5	-
287	UNITED / LEBANON	LEBANON	6,410	5,890	15,870	16,780	8,570	8,510	60	-880	0.7	-
288	DILNIA	IRAQ	6,370	14,000	15,000	23,000	13,100	17,500	-	1,400	-	-
289	AROPE LIFE	EGYPT	5,870	4,800	15,220	13,360	6,020	5,620	350	300	5.8	-
290	AXA ASSISTANCE	MOROCCO	5,580	4,710	N/A	N/A	N/A	N/A	N/A	N/A	-	-
291	MMI	SUDAN	5,320	5,020	N/A	N/A	N/A	N/A	N/A	N/A	-	-
292	ISLAMIC / YEMEN	YEMEN	5,110	4,080	8,900	8,570	5,200	4,880	1,340	1,110	25.8	-
293	KAF FAMILY	EGYPT	5,040	2,610	13,450	17,030	4,380	7,010	-2,060	-960	-47.0	-
294	JUBA	SUDAN	5,010	4,920	N/A	N/A	N/A	N/A	N/A	N/A	-	-
295	MAREB	YEMEN	4,920	3,290	17,060	15,000	4,810	3,700	120	90	2.5	-
296	COTUNACE	TUNISIA	4,850	4,490	N/A	N/A	20,100	18,450	1,500	2,200	7.5	-
297	UIC / SYRIA	SYRIA	4,510	2,200	7,780	7,380	3,970	4,330	1,700	2,180	42.8	-
298	CHUBB PROPERTY	EGYPT	4,400	5,350	25,870	25,760	15,930	15,410	530	650	3.3	-
299	RITAJ TAKAFUL ⁽¹⁾	KUWAIT	4,300	4,300	N/A	N/A	N/A	N/A	N/A	N/A	-	-
300	PHILADELPHIA	JORDAN	4,200	6,500	-	11,250	-	2,920	-	-730	-	-
301	SAFWA ⁽²⁾	JORDAN	4,200	6,900	-	11,300	-	1,360	-	-700	-	-
302	QAFELA	LIBYA	4,000	3,500	16,000	17,100	23,000	11,320	100	-	0.5	-
303	ALETEHADIYA	LIBYA	3,900	3,920	5,450	5,320	4,460	4,250	N/A	N/A	-	-
304	TIBESTY	LIBYA	3,800	3,610	3,300	3,100	1,900	1,750	N/A	N/A	-	-
305	SMAEX	MOROCCO	3,480	2,790	N/A	N/A	N/A	N/A	N/A	N/A	-	-
306	SAICO / LEBANON	LEBANON	3,290	2,900	14,140	13,900	9,060	8,490	660	20	7.3	-
307	SAVANNA	SUDAN	3,220	3,470	N/A	N/A	N/A	N/A	N/A	-	-	-
308	RL 360 ^o	LEBANON	3,000	2,980	N/A	9,870	N/A	2,570	N/A	1,660	-	B+ (AKG)
309	JAZEERA	YEMEN	2,990	2,690	N/A	N/A	N/A	N/A	N/A	N/A	-	-
310	EGE	EGYPT	2,970	1,580	33,000	32,720	25,100	24,500	4,290	2,630	17.1	-
311	YEMENI QATARI	YEMEN	2,870	2,590	8,800	7,020	6,450	5,250	630	520	9.8	-
312	MUTUALISTE	ALGERIA	2,780	2,910	N/A	N/A	N/A	N/A	N/A	N/A	-	-
313	SARWA LIFE	EGYPT	2,660	1,150	9,230	9,100	5,860	5,860	-40	140	-0.7	-
314	LCI	LEBANON	2,520	2,340	9,900	6,900	5,450	2,300	140	-540	2.6	-
315	UR INT'L ⁽¹⁾	IRAQ	2,500	2,500	4,200	4,200	4,900	4,900	1,560	1,560	31.8	-
316	MAURITANNIERE	MAURITANIA	2,400	2,240	N/A	N/A	N/A	N/A	N/A	N/A	-	-
317	GIG - IRAQ	IRAQ	2,320	2,230	6,040	5,860	5,400	5,360	90	100	1.7	-
318	CIGNA	LEBANON	2,300	2,060	N/A	N/A	N/A	N/A	N/A	N/A	-	-
319	DAR AL SALAM	IRAQ	2,280	2,210	N/A	N/A	N/A	N/A	N/A	N/A	-	-
320	LLOYD VIE	TUNISIA	2,220	1,840	N/A	N/A	N/A	N/A	-80	-70	-	-
321	UNITED / KUWAIT ⁽¹⁾	KUWAIT	2,100	2,100	N/A	N/A	N/A	N/A	N/A	N/A	-	-
322	AMIC	LIBYA	1,900	1,850	N/A	N/A	N/A	N/A	N/A	N/A	-	-
323	TRUST / YEMEN	YEMEN	1,750	1,310	4,980	4,520	2,550	2,400	140	570	5.5	-
324	WATANIA / YEMEN	YEMEN	1,670	1,680	6,600	7,000	870	885	N/A	N/A	-	-
325	SOLIDARITY ALLIANCE	SYRIA	1,670	650	2,710	1,750	990	690	300	380	30.3	-
326	BADIA	IRAQ	1,650	1,360	N/A	N/A	N/A	N/A	N/A	N/A	-	-
327	KHAZNA	UAE	1,630	5,450	84,730	105,200	13,600	2,400	11,200	-17,380	82.4	-
328	CAR	IRAQ	1,610	880	N/A	N/A	N/A	N/A	N/A	N/A	-	-
329	ARABIA SYRIA	SYRIA	1,520	1,260	6,600	4,370	1,450	1,100	350	190	24.1	-
330	SYRIAN ARAB	SYRIA	1,490	720	8,290	4,450	6,510	3,380	3,140	2,200	48.3	-



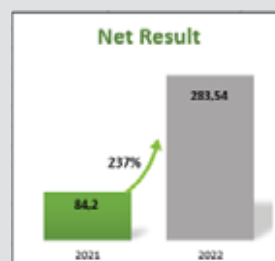
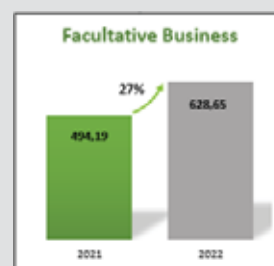
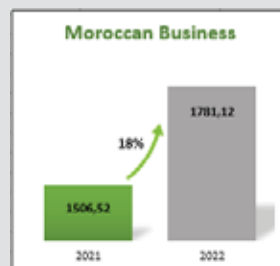
CRÉATEUR DE RÉSILIENCE DEPUIS 1960
RESILIENCE BUILDER SINCE 1960

GROUPE CDG

www.scrmaroc.com

- Resilience builder since 1960.
- Over 61 years of experience developed in the reinsurance market.
- Presence in 70 Markets counting more than 500 clients in Morocco, Africa, Middle East and Asia.
- 3rd African Reinsurer (based on GWP for the year 2020).
- SCR elected “Best Reinsurer in Africa” for the year 2021” the highest distinction given annually, by the International Business Magazine - Finance category.
- SCR obtained the agreement from the Moroccan regulator of insurance and reinsurance sector (ACAPS) for its "RETAKAFUL" window to carry out TAKAFUL reinsurance operations in accordance with the law in force.
- Managing the African Center of Catastrophe Risks.
- Head of the aviation pool FAIR since 1989.
- Managing an Academy of Professional Training dedicated to insurance/reinsurance field « SCR ACADEMY RE ».
- 4 contact offices: Abidjan in Côte d’Ivoire, Kigali in Rwanda, Cairo in Egypt and Johannesburg in south Africa (covering all of Southern Africa).
- An ambitious Transformation Plan 2021-2023 "WE Transform Tomorrow Together" (We 3T), based on digital transformation.

Key figures as of June 30 (2022/2021) (in MDH)



Rating

- Fitch ratings : AAA/stable (Notation locale)
- AM BEST : AM BEST/B++ (Good)
- SCR Solvency Capital Certification (under Solvency II norms): 188,8%



Rank	Company Name	Country	Premium Written 2021	Premium Written 2020	Assets 2021	Assets 2020	Shareholders Equity 2021	Shareholders Equity 2020	Net Profit 2021	Net Profit 2020	Roe (%)	Rating
331	AROPE SYRIA	SYRIA	1,460	490	4,230	2,480	1,630	1,090	490	280	30.1	-
332	SKIC / GIG	SYRIA	1,420	440	9,240	4,570	6,470	3,270	2,840	1,830	43.9	-
333	ISLAMIC / MAURITANIA	MAURITANIA	1,410	1,320	2,020	1,900	1,150	1,100	170	150	14.8	-
334	ATLANTIC	MAURITANIA	1,300	1,260	N/A	N/A	N/A	N/A	N/A	N/A	-	-
335	SAAR	MAURITANIA	1,220	1,190	N/A	N/A	N/A	N/A	N/A	N/A	-	-
336	SMAI ISLAMIC ⁽²⁾	MAURITANIA	1,220	1,180	N/A	N/A	N/A	N/A	N/A	N/A	-	-
337	AQEELAH TAKAFUL	SYRIA	1,140	950	9,520	8,870	6,600	3,990	450	490	6.8	-
338	OVERSEAS	LEBANON	1,100	1,170	4,810	4,460	2,190	1,900	290	-270	13.3	-
339	AGM	MAURITANIA	1,090	1,020	2,220	2,150	1,450	1,310	130	110	9.0	-
340	ORIENT / SYRIA	SYRIA	1,080	570	2,750	1,900	1,150	1,010	290	310	25.2	-
341	SYRIAN ISLAMIC	SYRIA	990	470	2,900	1,970	680	580	100	110	14.7	-
342	BYBLOS	LEBANON	890	890	N/A	3,900	N/A	3,040	N/A	N/A	-	-
343	YEMEN INS.	YEMEN	830	730	N/A	N/A	N/A	N/A	N/A	N/A	-	-
344	ADIR / SYRIA	SYRIA	830	300	2,400	1,350	1,030	780	250	120	24.3	-
345	GENERAL / SUDAN	SUDAN	810	910	N/A	N/A	N/A	N/A	N/A	N/A	-	-
346	NATIONAL / SYRIA	SYRIA	800	1,130	4,680	3,490	2,850	1,810	1,090	920	38.2	-
347	SABA ¹	YEMEN	710	670	N/A	N/A	N/A	N/A	N/A	N/A	-	-
348	SHATT ARAB	IRAQ	630	590	N/A	N/A	N/A	N/A	N/A	N/A	-	-
349	MASEER	IRAQ	570	140	N/A	N/A	N/A	N/A	N/A	N/A	-	-
350	AHLIA / IRAQ ⁽¹⁾	IRAQ	460	460	N/A	N/A	N/A	N/A	N/A	N/A	-	-
351	AIG / LEBANON	LEBANON	440	440	5,250	7,870	-1,140	-180	-950	-320	-83.3	-
352	AMEEN	IRAQ	430	340	1,930	1,890	1,450	1,300	230	220	15.9	-
353	AL YAMAMA	IRAQ	290	250	N/A	N/A	N/A	N/A	N/A	N/A	-	-
354	GLOBAL	YEMEN	290	N/A	N/A	N/A	N/A	N/A	N/A	N/A	-	-
355	TADAMON	IRAQ	280	250	N/A	N/A	N/A	N/A	N/A	N/A	-	-
356	TRUST / SYRIA	SYRIA	250	110	2,120	1,560	860	600	220	-30	25.6	-
357	STAR CAR	IRAQ	240	360	N/A	N/A	N/A	N/A	N/A	N/A	-	-
358	CIHAN	IRAQ	170	890	N/A	N/A	N/A	N/A	N/A	N/A	-	-
359	SHARK	IRAQ	140	130	N/A	N/A	N/A	N/A	N/A	N/A	-	-
360	IRAQ INTERNATIONAL	IRAQ	130	120	N/A	N/A	N/A	N/A	N/A	N/A	-	-
361	MIDDLE EAST / IRAQ	IRAQ	120	120	N/A	N/A	N/A	N/A	N/A	N/A	-	-
362	ETIHAD INT'L	IRAQ	110	50	N/A	N/A	N/A	N/A	N/A	N/A	-	-
363	ANDALUS	IRAQ	100	80	N/A	N/A	N/A	N/A	N/A	N/A	-	-
364	GULF / IRAQ	IRAQ	80	60	N/A	N/A	N/A	N/A	N/A	N/A	-	-
365	ELAF ⁽¹⁾	IRAQ	60	60	N/A	N/A	N/A	N/A	N/A	N/A	-	-
366	MUFTIN ⁽¹⁾	IRAQ	60	60	N/A	N/A	N/A	N/A	N/A	N/A	-	-
367	FAJR AL GULF (GIG)	LEBANON	40	40	N/A	N/A	N/A	N/A	N/A	N/A	-	-
368	MADA ⁽⁹⁾	EGYPT	10	-	10,580	-	8,040	-	140	-	1.7	-
369	UIB ⁽⁹⁾	TUNISIA	N/A	N/A	N/A	N/A	N/A	N/A	N/A	N/A	-	-
370	SAUDI SOLIDARITY TAKAFUL ⁽¹⁰⁾	KSA	-	89,950	-	190,000	-	37,670	-	-18,630	-	-
371	AHLI TAKAFUL ⁽¹²⁾	KSA	-	66,200	-	290,350	-	66,700	-	3,750	-	-
372	ASSUREX ⁽¹⁵⁾	LEBANON	-	41,920	-	157,540	-	29,650	-	-670	-	-
373	MEDGULF / EGYPT ⁽³⁾	EGYPT	-	2,500	-	7,270	-	2,680	-	-10	-	-
374	DAR AL AMAN ⁽⁹⁾	IRAQ	-	-	-	-	-	-	-	-	-	-
375	ZAIN ⁽⁹⁾	IRAQ	-	-	N/A	N/A	N/A	N/A	N/A	N/A	-	-
376	RIHAM	IRAQ	-	120	N/A	N/A	N/A	N/A	N/A	N/A	-	-
377	WATANIYA / EGYPT ⁽⁹⁾	EGYPT	-	-	6,740	-	5,590	-	330	-	5.9	-
378	WAFI ⁽⁹⁾	EGYPT	-	-	7,810	-	7,570	-	-500	-	-6.6	-
TOTAL (US\$ 000)			42,907,410	39,923,720	108,984,210	103,809,030	29,071,970	27,030,675	2,345,470	2,208,480	1,110	

N/A=NOT AVAILABLE

(1) RESULTS 2020/2019

(2) RESULTS 2019/2018

(3) STOPPED OPERATION

(5) ACQUIRED BY GIG BAHRAIN

(6) ACQUIRED BY SOLIDARITY

(7) ACQUIRED BY LIBANO SUISSE

(8) ACQUIRED BY GIG - JORDAN

(9) NEWLY REGISTERED

(10) MERGED WITH ALJAZIRA TAKAFUL

(11) MERGED WITH GULF UNION

(12) MERGED WITH ARABIAN SHIELD

(13) MERGED WITH WALAA

(14) WILL BE TRANSFERRED TO A NEW LICENCE

(15) MERGED WITH LIA



الوثبة للتأمين
AL WATHBA INSURANCE

INSURANCE ANYTIME, ANYWHERE!



Download
AWNIC App



1Mn+ Loyal
customers



Etihad Miles and
Privilege Programs



Tailormade
Policies



Multilingual
customer support



95% Happiness
rate



Access the
privilege program

TOP 150 MENA INSURANCE CoS BY ASSETS

(US\$000)

Rank	Company Name	Country	Assets 2021	Assets 2020
001	QATAR INSURANCE	QATAR	12,003,080	11,698,830
002	WAFU	MOROCCO	4,678,100	4,670,000
003	GULF INS GRP (GIG)	KUWAIT	4,488,100	2,632,200
004	RMA	MOROCCO	4,105,000	4,000,000
005	TAWUNIYA	KSA	3,902,140	3,801,980
006	BUPA ARABIA	KSA	3,306,430	3,065,600
007	ORIENT	UAE	2,870,120	2,420,360
008	MISR LIFE	EGYPT	2,500,000	2,047,160
009	QATAR GENERAL	QATAR	2,500,000	2,510,000
010	MISR INSURANCE	EGYPT	2,442,960	2,105,200
011	SAHAM ASSURANCE	MOROCCO	2,415,100	2,401,340
012	ADNIC	UAE	2,345,040	2,269,700
013	ATLANTA SANAD	MOROCCO	2,321,290	2,440,560
014	DAMAN HEALTH	UAE	2,300,000	2,300,000
015	AXA MAROC	MOROCCO	2,220,000	2,200,000
016	OMAN INSURANCE	UAE	2,061,340	2,071,870
017	MAMDA / MCMA	MOROCCO	1,901,000	1,820,500
018	SALAMA / UAE	UAE	1,299,200	1,228,250
019	RAJHI TAKAFUL	KSA	1,237,690	1,162,740
020	AHLEIA / KUWAIT	KUWAIT	1,211,000	1,112,950
021	MEDGULF / KSA	KSA	1,100,080	1,026,260
022	WALAA	KSA	919,250	768,030
023	ALLIANZ (LIFE)	EGYPT	887,050	828,860
024	DOHA INSURANCE GROUP	QATAR	825,950	720,000
025	AL AIN AL AHLIA	UAE	813,530	751,640
026	EMIRATES INS.	UAE	808,230	849,800
027	gig SAUDI	KSA	797,620	771,270
028	ALJAZIRA TAKAFUL	KSA	743,660	538,870
029	SA	ALGERIA	725,500	723,300
030	CAT	MOROCCO	693,300	692,300
031	ALLIANZ SAUDI FRANSI	KSA	688,900	701,840
032	MAROCAINE VIE	MOROCCO	671,000	647,200
033	KUWAIT INSURANCE	KUWAIT	655,060	630,000
034	ARABIA / LEBANON	LEBANON	645,440	659,170
035	METLIFE	LEBANON	627,920	571,540
036	CAAT	ALGERIA	618,970	618,970
037	GIG BAHRAIN	BAHRAIN	618,090	636,900
038	DUBAI	UAE	574,000	466,770
039	AXA LIFE	EGYPT	559,070	553,640
040	UNION / UAE	UAE	544,420	482,000
041	BUHAIRA NATIONAL	UAE	535,330	523,350
042	QLM	QATAR	532,710	479,500
043	METLIFE / EGYPT	EGYPT	530,180	526,650
044	ALLIANZ	LEBANON	503,200	581,600
045	WATHBA NATIONAL	UAE	500,000	426,500
046	LIAASSUREX	LEBANON	478,670	362,060
047	STAR	TUNISIA	467,960	468,120
048	CASH	ALGERIA	456,450	441,300
049	AROP / LEBANON	LEBANON	441,000	440,120
050	AL ETIHAD	KSA	434,410	389,330
051	DAR AI TAKAFUL	UAE	431,350	453,000
052	NGI	UAE	430,000	377,750
053	WARBA	KUWAIT	405,240	398,620
054	NATIONAL LIFE	OMAN	396,970	356,070
055	BEEMA	QATAR	394,810	386,500
056	SOLIDARITY	BAHRAIN	385,510	168,960
057	CAAR	ALGERIA	375,080	409,800
058	ALLIANCE / UAE	UAE	374,440	394,080
059	WATANIYA / KSA	KSA	374,310	425,260
060	Abu Dhabi National Takaful	UAE	369,990	378,690
061	AMAN / UAE	UAE	365,340	362,070
062	SAICO / KSA	KSA	361,450	349,710
063	DHOFAR	OMAN	352,100	344,400
064	MALATH	KSA	348,360	350,210
065	BANKERS	LEBANON	326,920	326,920
066	BANCASSURANCE	LEBANON	321,700	451,830
067	MADINA TAKAFUL	OMAN	318,150	252,010
068	BNH	BAHRAIN	315,500	294,310
069	ADIR / LEBANON	LEBANON	315,000	315,000
070	QATAR ISLAMIC INS. GROUP	QATAR	311,000	305,000
071	MEDGULF / LEBANON	LEBANON	307,000	317,000
072	ARABIAN SHIELD	KSA	306,300	322,280
073	DHAFFRA	UAE	305,000	265,500
074	GULF UNION AL AHLIA	KSA	303,620	348,270
075	LIBYA	LIBYA	301,090	320,600

Rank	Company Name	Country	Assets 2021	Assets 2020
076	TAKAFUL EMARAT	UAE	296,000	284,000
077	SAGR NATIONAL / UAE	UAE	294,720	278,810
078	DUBAI NATIONAL	UAE	292,930	253,660
079	OMAN UNITED	OMAN	282,840	278,730
080	SGBL INSURANCE	LEBANON	277,940	261,490
081	SABB TAKAFUL ⁽¹³⁾	KSA	274,200	251,100
082	CNMA	ALGERIA	271,200	275,130
083	KHALEEL TAKAFUL	QATAR	266,000	282,000
084	UCA / KSA	KSA	260,910	338,560
085	SAICO "DAMANA" ⁽²⁾	BAHRAIN	260,000	260,000
086	BURUJ	KSA	250,000	272,000
087	QNB LIFE (1)	EGYPT	242,000	242,000
088	ALAMIYA (RSA)	KSA	227,660	206,150
089	SAGR COOP / KSA	KSA	226,390	242,000
090	ORIENT TAKAFUL	UAE	225,590	183,040
091	MATU	MOROCCO	224,250	223,400
092	TRUST / PALESTINE	PALESTINE	218,250	204,530
093	RAK / UAE	UAE	217,120	184,440
094	CHUBB ARABIA	KSA	215,790	202,640
095	GAT	TUNISIA	214,520	183,300
096	METHAQ TAKAFUL	UAE	207,060	193,770
097	COMAR	TUNISIA	205,100	202,180
098	LIBANO SUISSE	LEBANON	204,300	211,000
099	BIAT	TUNISIA	204,100	170,320
100	OMAN QATAR	OMAN	197,000	235,120
101	FIDELITY	LEBANON	196,790	182,450
102	AHLIA / OMAN	OMAN	196,650	209,640
103	TRUST / LIBYA	LIBYA	193,000	192,400
104	ARABIA FALCON (AFIC)	OMAN	185,820	191,500
105	AXA ME / LEBANON	LEBANON	185,580	213,370
106	ALINMA TOKIO MARINE	KSA	182,390	176,270
107	GIG / JORDAN	JORDAN	180,230	76,950
108	ARABIA COOP	KSA	180,100	179,260
109	FUJAIRAH NATIONAL	UAE	176,500	170,050
110	AL NISR AL ARABI	JORDAN	174,630	160,500
111	TAKAFUL OMAN	OMAN	172,740	106,160
112	ASTREE	TUNISIA	172,100	178,620
113	CIAR (1)	ALGERIA	171,870	171,870
114	GULF GENERAL	KSA	170,410	114,050
115	AMI	TUNISIA	170,000	175,750
116	ACIG	KSA	167,160	161,980
117	LLOYD TUNISIEN	TUNISIA	166,230	161,850
118	SALAMA / KSA	KSA	163,880	189,700
119	ORIENT TAKAFUL	EGYPT	161,480	111,530
120	FIDELITY UNITED	UAE	154,760	139,440
121	JORDAN INSURANCE	JORDAN	152,550	126,400
122	GIG / EGYPT	EGYPT	148,290	140,460
123	KFH TAKAFUL	KUWAIT	148,110	136,780
124	EGYPTIAN TAKAFUL NON LIFE	EGYPT	145,570	154,210
125	GENERAL TAKAFUL	QATAR	145,330	110,220
126	NATIONAL / IRAQ	IRAQ	141,450	191,890
127	WATANIA / UAE	UAE	139,330	140,680
128	NATIONAL / PALESTINE	PALESTINE	139,330	134,150
129	VISION	OMAN	136,890	158,600
130	GROUPMED (GMI)	LEBANON	135,960	91,160
131	AXA P&C EGYPT	EGYPT	135,600	120,600
132	MAGHREBIA	TUNISIA	135,600	134,700
133	GULF TAKAFUL ⁽¹⁾	KUWAIT	135,440	135,440
134	ASCANA	UAE	133,220	133,000
135	BH ASSURANCE	TUNISIA	132,460	112,400
136	SAUDI ENAYA / KSA	KSA	129,550	110,730
137	MAE	TUNISIA	129,290	184,280
138	MIDDLE EAST / JORDAN	JORDAN	127,380	123,820
139	CLA	LEBANON	123,090	127,000
140	CARTE	TUNISIA	122,150	132,830
141	CAARAMA	ALGERIA	114,940	113,000
142	ALLIANZ P&C / EGYPT	EGYPT	113,860	115,610
143	MUSCAT	OMAN	111,530	120,620
144	SUEZ CANAL	EGYPT	111,380	111,380
145	UNITED / LIBYA	LIBYA	110,000	109,350
146	GIG TAKAFUL INT'L ⁽¹⁾	BAHRAIN	109,700	109,700
147	UNION NATIONALE	LEBANON	108,000	107,620
148	INSURANCE HOUSE	UAE	105,080	91,100
149	BUPA / EGYPT	EGYPT	102,090	144,250
150	METLIFE / JORDAN	JORDAN	101,400	101,400

Staying up-to-date makes a difference

To keep you informed of the must-to-know industry-related news and events, Arab Re goes beyond traditional reinsurance boundaries by bringing to you its

News App



- ✓ Relevant Daily News from all over the world
- ✓ Our Corporate News and Events



Tune-in to panoramic news and download our new App

TOP 150 MENA INSURANCE CoS BY SHAREHOLDERS EQUITY

(US\$000)

Rank	Company Name	Country	Shareholders Equity 2021	Shareholders Equity 2020
001	QATAR INSURANCE	QATAR	2,340,100	2,278,200
002	QATAR GENERAL	QATAR	1,410,410	1,400,000
003	MISR INSURANCE	EGYPT	1,215,440	922,250
004	BUPA ARABIA	KSA	1,116,280	1,034,300
005	ORIENT	UAE	1,034,270	932,430
006	TAWUNIYA	KSA	787,450	755,610
007	ADNIC	UAE	771,520	683,110
008	DAMAN HEALTH	UAE	690,000	690,000
009	MISR LIFE	EGYPT	687,500	417,100
010	WAFU	MOROCCO	669,200	663,190
011	RMA	MOROCCO	657,300	652,530
012	GULF INS GRP (GIG)	KUWAIT	631,350	385,940
013	OMAN INSURANCE	UAE	607,320	564,210
014	AXA MAROC	MOROCCO	563,100	550,000
015	SAHAM ASSURANCE	MOROCCO	498,300	496,500
016	AHLEIA / KUWAIT	KUWAIT	426,480	416,230
017	ATLANTA SANAD	MOROCCO	399,730	390,920
018	KUWAIT INSURANCE	KUWAIT	389,120	330,000
019	AL AIN AL AHLIA	UAE	354,240	318,720
020	RAJHI TAKAFUL	KSA	338,020	296,880
021	DOHA INSURANCE GROUP	QATAR	326,570	305,000
022	EMIRATES INS.	UAE	319,550	293,460
023	SAA	ALGERIA	300,100	297,300
024	WATHBA NATIONAL	UAE	265,000	197,000
025	gig SAUDI	KSA	262,640	232,240
026	MAMDA / MCMA	MOROCCO	246,200	244,300
027	SALAMA / UAE	UAE	229,750	223,710
028	ALJAZIRA TAKAFUL	KSA	216,730	126,230
029	CAAT	ALGERIA	216,410	216,410
030	WALAA	KSA	216,170	244,350
031	MEDGULF / KSA	KSA	216,070	203,920
032	SOLIDARITY	BAHRAIN	198,460	75,340
033	ALLIANZ SAUDI FRANSI	KSA	187,240	187,080
034	BUHAIRA NATIONAL	UAE	185,530	183,850
035	DUBAI NATIONAL	UAE	184,970	138,140
036	CAAR	ALGERIA	177,080	170,560
037	BNH	BAHRAIN	174,200	160,790
038	DUBAI	UAE	172,000	142,200
039	QLM	QATAR	169,830	143,690
040	SGBL INSURANCE	LEBANON	166,370	112,730
041	ARABIA / LEBANON	LEBANON	161,800	140,540
042	AROP / LEBANON	LEBANON	159,580	158,180
043	KHALEEJ TAKAFUL	QATAR	156,000	154,000
044	BEEMA	QATAR	155,260	137,780
045	NATIONAL / IRAQ	IRAQ	151,010	151,030
046	NGI	UAE	150,000	133,530
047	AL ETIHAD	KSA	147,830	136,680
048	ALLIANCE / UAE	UAE	146,760	143,600
049	SAICO "DAMANA" (2)	BAHRAIN	143,000	143,000
050	Abu Dhabi National Takaful	UAE	140,610	119,620
051	NATIONAL LIFE	OMAN	138,170	140,240
052	WARBA	KUWAIT	133,680	122,700
053	ARABIAN SHIELD	KSA	130,330	123,170
054	DHAFRA	UAE	126,200	108,450
055	STAR	TUNISIA	123,270	123,320
056	CNMA	ALGERIA	122,840	124,270
057	BURUJ	KSA	118,000	118,540
058	QATAR ISLAMIC INS. GROUP	QATAR	116,710	110,000
059	GIG SAUDI	BAHRAIN	115,430	110,230
060	AHLIA / OMAN	OMAN	104,710	103,450
061	ALLIANZ (LIFE)	EGYPT	99,760	90,040
062	CASH	ALGERIA	99,190	97,600
063	MALATH	KSA	99,090	124,820
064	GULF GENERAL	KSA	98,780	43,210
065	ALAMIYA (RSA)	KSA	97,820	107,640
066	CHUBB ARABIA	KSA	95,970	94,060
067	FUJAIH NATIONAL	UAE	92,470	85,830
068	MEDGULF / LEBANON	LEBANON	90,690	85,880
069	ASCANA	UAE	84,400	86,900
070	BANKERS	LEBANON	80,720	80,720
071	OMAN UNITED	OMAN	80,160	79,110
072	SABB TAKAFUL (13)	KSA	78,080	77,550
073	SAICO / KSA	KSA	78,060	95,060
074	METLIFE / EGYPT	EGYPT	77,460	64,500
075	TAKAFUL OMAN	OMAN	76,170	60,270

Rank	Company Name	Country	Shareholders Equity 2021	Shareholders Equity 2020
076	LIAASSUREX	LEBANON	73,730	48,830
077	COMAR	TUNISIA	73,130	72,130
078	JORDAN INSURANCE	JORDAN	70,790	56,350
079	DHOFAR	OMAN	70,400	66,400
080	SAGR NATIONAL / UAE	UAE	70,000	87,270
081	UCA / KSA	KSA	66,700	88,800
082	GIG / JORDAN	JORDAN	66,280	47,380
083	UNION / UAE	UAE	64,170	60,500
084	SHARJAH	UAE	62,750	50,950
085	METLIFE	LEBANON	62,620	52,840
086	GENERAL TAKAFUL	QATAR	62,110	27,560
087	TRUST / PALESTINE	PALESTINE	60,250	60,920
088	MADINA TAKAFUL	OMAN	59,100	60,790
089	MIDDLE EAST / JORDAN	JORDAN	57,640	54,340
090	ARABIA COOP	KSA	57,510	59,140
091	LIBYA	LIBYA	57,350	61,500
092	ORIENT TAKAFUL	UAE	56,860	52,590
093	WATANIYA / KSA	KSA	56,320	70,890
094	SAGR COOP / KSA	KSA	55,790	75,740
095	RAK / UAE	UAE	55,230	55,330
096	OMAN QATAR	OMAN	54,100	47,170
097	ASTREE	TUNISIA	53,610	55,290
098	ARABIA FALCON (AFIC)	OMAN	52,980	50,620
099	AXA LIFE	EGYPT	50,000	47,820
100	ALINMA TOKIO MARINE	KSA	49,910	53,750
101	SHARQ	QATAR	49,400	49,400
102	ORIENT TAKAFUL	EGYPT	48,970	35,820
103	FIRST (SOLIDARITY GROUP)	JORDAN	48,050	46,690
104	GIG / EGYPT	EGYPT	48,040	50,570
105	MAROCAINE VIE	MOROCCO	48,000	47,610
106	NATIONAL / PALESTINE	PALESTINE	46,710	46,970
107	QNB LIFE (1)	EGYPT	46,700	46,700
108	CIAR (1)	ALGERIA	46,030	46,030
109	MUSCAT	OMAN	45,450	43,480
110	CLA	LEBANON	44,730	51,200
111	CARTE	TUNISIA	44,300	47,420
112	LIBANO SUISSE	LEBANON	43,600	43,300
113	UNION NATIONALE	LEBANON	42,000	41,700
114	DAR AI TAKAFUL	UAE	41,480	39,510
115	WETHAQ TAKAFUL	KUWAIT	40,800	39,360
116	INSURANCE HOUSE	UAE	40,600	37,060
117	ALLIANZ	LEBANON	39,700	28,620
118	BUPA / EGYPT	EGYPT	38,460	40,730
119	NORTH	LEBANON	37,150	36,330
120	UNITED / BAHRAIN	BAHRAIN	36,430	36,620
121	KFH TAKAFUL	KUWAIT	35,160	38,980
122	ENAYA / KUWAIT	KUWAIT	35,000	37,000
123	GULF UNION AL AHLIA	KSA	34,650	71,640
124	ALLIANZ P&C / EGYPT	EGYPT	34,610	31,300
125	VISION	OMAN	34,600	38,850
126	SALAMA	ALGERIA	33,980	32,310
127	HAYAH	UAE	33,870	33,970
128	ISLAMIC / JORDAN	JORDAN	33,750	31,580
129	MAE	TUNISIA	33,560	39,200
130	TAKAFUL EMARAT	UAE	33,540	29,970
131	GULF TAKAFUL (1)	KUWAIT	32,980	32,980
132	FIDELITY	LEBANON	32,810	25,590
133	SEIB	QATAR	32,500	32,000
134	AL NISR AL ARABI	JORDAN	32,210	32,000
135	MAGHREBIA	TUNISIA	32,110	31,150
136	DELTA	EGYPT	31,930	30,120
137	TRUST / ALGERIA	ALGERIA	31,900	31,360
138	LLOYD TUNISIEN	TUNISIA	30,790	29,450
139	WATANIA / UAE	UAE	30,440	28,340
140	EGYPTIAN TAKAFUL NON LIFE	EGYPT	30,400	32,210
141	ADIR / LEBANON	LEBANON	30,030	30,030
142	GIG TAKAFUL INT'L (1)	BAHRAIN	29,700	29,700
143	ALLIANCE / ALGERIA	ALGERIA	29,490	32,860
144	NEWTON	JORDAN	28,860	30,190
145	GAT	TUNISIA	28,830	35,150
146	BH ASSURANCE	TUNISIA	27,900	24,820
147	FIDELITY UNITED	UAE	27,380	20,500
148	CAT	MOROCCO	27,250	26,100
149	FIRST TAKAFUL	KUWAIT	26,530	28,430
150	GLOBAL UNITED	PALESTINE	26,330	20,070



Keep a roof over their heads.

For more information regarding our affordable insurance options to secure yours and your family's safety; visit our website, scan the QR code above, or e-mail us your questions at info@almashrek.com.lb

www.almashrek.com.lb

 **AL MASHREK**
insurance & reinsurance S.A.L

TOP 150 MENA INSURANCE CoS BY PROFIT

(US\$000)

Rank	Company Name	Country	Net Profit 2021	Net Profit 2020	Rank	Company Name	Country	Net Profit 2021	Net Profit 2020
001	QATAR INSURANCE	QATAR	173,160	34,630	076	MEDGULF / LEBANON	LEBANON	7,000	4,450
002	GULF INS GRP (GIG)	KUWAIT	165,660	53,710	077	ARABIAN SHIELD	KSA	6,980	8,440
003	MISR INSURANCE	EGYPT	144,440	163,510	078	BUHAIRA NATIONAL	UAE	6,800	6,530
004	ORIENT	UAE	129,730	117,170	079	DHOFAR	OMAN	6,600	10,020
005	ADNIC	UAE	109,500	101,100	080	GENERAL TAKAFUL	QATAR	6,540	4,060
006	MISR LIFE	EGYPT	100,000	99,970	081	DAR AI TAKAFUL	UAE	5,880	6,270
007	RMA	MOROCCO	89,610	89,510	082	ALJAZIRA TAKAFUL	KSA	5,860	10,670
008	TAWUNIYA	KSA	71,080	104,890	083	UNITED / SAUDI	BAHRAIN	5,820	5,370
009	OMAN INSURANCE	UAE	56,170	53,530	084	METLIFE / JORDAN	JORDAN	5,780	5,780
010	ATLANTA SANAD	MOROCCO	49,010	48,430	085	BIAT	TUNISIA	5,600	3,200
011	AHLEIA / KUWAIT	KUWAIT	45,500	40,400	086	GLOBAL UNITED	PALESTINE	5,530	2,350
012	WATHBA NATIONAL	UAE	45,000	4,150	087	FIDELITY	LEBANON	5,430	1,190
013	gig SAUDI	KSA	44,470	44,490	088	FUJAIRAH NATIONAL	UAE	5,090	10,080
014	WAFI	MOROCCO	44,440	44,800	089	MOHANDES	EGYPT	5,070	7,750
015	KUWAIT INSURANCE	KUWAIT	37,800	10,020	090	DELTA LIFE	EGYPT	4,910	4,040
016	AXA MAROC	MOROCCO	36,100	35,000	091	SHARQ	QATAR	4,800	4,800
017	RAJHI TAKAFUL	KSA	30,770	60,550	092	BH ASSURANCE	TUNISIA	4,490	3,420
018	ALLIANZ (LIFE)	EGYPT	29,290	18,990	093	ALLIANZ SAUDI FRANSI	KSA	4,400	-4,700
019	QATAR GENERAL	QATAR	29,180	27,940	094	GROUPEMED (GMI)	LEBANON	4,380	80
020	QLM	QATAR	29,170	26,940	095	MAGHREBIA VIE	TUNISIA	4,370	3,380
021	BEEMA	QATAR	27,560	24,750	096	ARABIA FALCON (AFIC)	OMAN	4,360	4,340
022	SAHAM ASSURANCE	MOROCCO	24,340	22,340	097	BURUJ	KSA	4,300	4,550
023	Abu Dhabi National Takaful	UAE	24,000	21,260	098	SUDANESE	SUDAN	4,300	4,210
024	NATIONAL LIFE	OMAN	23,920	34,000	099	EGE	EGYPT	4,290	2,630
025	METLIFE / EGYPT	EGYPT	23,100	25,420	100	ORIENT TAKAFUL	UAE	4,200	1,640
026	AL AIN AL AHLIA	UAE	22,670	20,680	101	AL NISR AL ARABI	JORDAN	4,120	4,310
027	QATAR ISLAMIC INS. GROUP	QATAR	22,010	20,800	102	BUPA / EGYPT	EGYPT	4,110	1,860
028	DUBAI	UAE	22,000	15,000	103	GIG TAKAFUL INT'L ⁽¹⁾	BAHRAIN	4,110	4,110
029	CAAT	ALGERIA	21,280	20,340	104	LIBYA	LIBYA	4,100	5,400
030	DOHA INSURANCE GROUP	QATAR	20,120	16,500	105	ISLAMIC / JORDAN	JORDAN	4,040	4,630
031	SAA	ALGERIA	19,600	19,600	106	ATTIJARI	TUNISIA	3,910	2,920
032	EMIRATES INS.	UAE	19,340	29,420	107	CAC	YEMEN	3,800	2,400
033	NGI	UAE	19,000	12,560	108	MADINA TAKAFUL	OMAN	3,640	1,860
034	SAICO "DAMANA" ⁽²⁾	BAHRAIN	18,760	18,760	109	SUEZ CANAL LIFE	EGYPT	3,630	2,700
035	BNH	BAHRAIN	17,660	13,860	110	CHUBB ARABIA	KSA	3,610	9,820
036	GIG / JORDAN	JORDAN	17,280	8,010	111	UNION / UAE	UAE	3,600	-1,070
037	DUBAI NATIONAL	UAE	15,360	14,980	112	KFH TAKAFUL	KUWAIT	3,460	4,680
038	COMAR	TUNISIA	14,700	9,410	113	AIG / EGYPT	EGYPT	3,460	2,560
039	QNB LIFE ⁽¹⁾	EGYPT	14,700	14,700	114	AMAN / UAE	UAE	3,350	5,180
040	SALAMA / UAE	UAE	13,130	37,060	115	SALAMA	ALGERIA	3,280	3,080
041	BANKERS	LEBANON	12,170	12,170	116	CARTE	TUNISIA	3,200	4,420
042	GIG / EGYPT	EGYPT	12,150	12,190	117	UNITED / SUDAN	SUDAN	3,180	1,700
043	ALLIANZ	LEBANON	11,990	-10,200	118	SYRIAN ARAB	SYRIA	3,140	2,200
044	GIG SAUDI	BAHRAIN	11,500	10,420	119	AROPE / LEBANON	LEBANON	3,130	N/A
045	SOLIDARITY	BAHRAIN	11,470	8,190	120	NATIONAL / PALESTINE	PALESTINE	3,110	7,810
046	ALLIANCE / UAE	UAE	11,200	11,450	121	CARTE VIE	TUNISIA	3,100	3,100
047	KHAZNA	UAE	11,200	-17,380	122	AMANA	LEBANON	2,980	-
048	CNMA	ALGERIA	11,120	15,100	123	WETHAQ TAKAFUL	EGYPT	2,950	3,480
049	AXA LIFE	EGYPT	11,020	10,050	124	FIRST (SOLIDARITY GROUP)	JORDAN	2,940	2,280
050	KHALEEJ TAKAFUL	QATAR	11,000	12,700	125	YEMEN GENERAL	YEMEN	2,940	1,300
051	DHAFRA	UAE	10,530	14,930	126	RAK / UAE	UAE	2,860	3,670
052	OMAN UNITED	OMAN	10,300	11,050	127	SKIC / GIG	SYRIA	2,840	1,830
053	UNITED / YEMEN	YEMEN	10,110	4,730	128	ZITOUNA TAKAFUL	TUNISIA	2,820	2,550
054	MAROCAINE VIE	MOROCCO	10,100	9,100	129	ALLIANCE / ALGERIA	ALGERIA	2,800	4,020
055	ORIENT TAKAFUL	EGYPT	10,100	8,590	130	HAYETT	TUNISIA	2,680	2,370
056	AHLIA / OMAN	OMAN	9,950	11,410	131	EGYPTIAN TAKAFUL LIFE	EGYPT	2,640	1,630
057	METLIFE	LEBANON	9,740	23,620	132	PALESTINE	PALESTINE	2,610	1,190
058	EGYPTIAN TAKAFUL NON LIFE	EGYPT	9,400	6,800	133	TRUST / PALESTINE	PALESTINE	2,600	4,150
059	AL ETIHAD	KSA	8,920	-7,370	134	INSURANCE HOUSE	UAE	2,590	3,000
060	ALLIANZ P&C / EGYPT	EGYPT	8,780	7,510	135	SALAMA	EGYPT	2,560	1,780
061	CIAR (1)	ALGERIA	8,600	8,600	136	TRUST / ALGERIA	ALGERIA	2,400	2,100
062	UNION NATIONALE	LEBANON	8,500	8,470	137	GIG ALGERIA ⁽¹⁾	ALGERIA	2,400	2,400
063	NATIONAL / IRAQ	IRAQ	8,430	10,060	138	GAM	ALGERIA	2,400	2,800
064	CAAR	ALGERIA	8,320	6,680	139	AROPE / EGYPT	EGYPT	2,370	2,240
065	OMAN QATAR	OMAN	8,200	5,510	140	MOHANDES LIFE	EGYPT	2,360	3,910
066	CUMBERLAND	LEBANON	8,000	-1,800	141	MIDDLE EAST / JORDAN	JORDAN	2,300	1,610
067	ARABIA / LEBANON	LEBANON	7,940	-8,440	142	UNITED / LIBYA	LIBYA	2,250	2,100
068	GAT	TUNISIA	7,930	5,760	143	LLOYD TUNISIEN	TUNISIA	2,240	3,820
069	DELTA	EGYPT	7,880	5,890	144	SUEZ CANAL	EGYPT	2,200	2,520
070	WARBA	KUWAIT	7,710	6,000	145	FIDELITY UNITED	UAE	2,190	990
071	MAGHREBIA	TUNISIA	7,650	6,900	146	ISKAN	EGYPT	2,120	2,360
072	CASH	ALGERIA	7,480	5,080	147	WATANIA / UAE	UAE	2,070	5,020
073	SHARJAH	UAE	7,420	3,270	148	TAKAFUL / PALESTINE	PALESTINE	2,030	2,220
074	ASTREE	TUNISIA	7,290	9,410	149	MUSCAT	OMAN	2,000	920
075	STAR	TUNISIA	7,240	5,790	150	LIBO	LIBYA	2,000	2,010

نحمي نمط حياتك... ببساطة.



www.aicj.jo

 Arabia Insurance Company Jordan – AICJ  arabiainsurancejordan

Arabia
INSURANCE JORDAN



التأمين
العربية
الأردن



ISO 9001-2008
Certificate No.: 12-Q-1610033-TIC



Arabia Insurance building Shmeisani
Abdel Hamid Sharaf Street, building #3

OUR BRANCHES

Amman (Main Office):

Tel.: 0096265630530

Fax: 0096265622303

Email: info@aicj.jo

Irbid:

Tel.: 0096227251152

Fax: 0096227251152

Email: info@aicj.jo

OUR OFFICES:

Salt

Tel.: 0096253500180

North Marka

Tel.: 0096264891213

MENA REINSURANCE CoS RANKED BY PREMIUM WRITTEN 2021

(US\$000)

Rank	Company Name	Country	Premium 2021	Premium 2020	Assets 2021	Assets 2020	Shareholders Equity 2021	Shareholders Equity 2020	Net Profit 2021	Net Profit 2020	Roe (%)	Rating
01	IGI	UAE	545,590	467,300	1,451,730	1,279,200	401,870	394,700	43,700	31,700	10.9	A (AM BEST)
02	SAUDI RE	KSA	295,570	249,370	845,650	760,000	258,000	246,190	14,220	12,250	5.5	A3 (Moody's)
03	CCR	ALGERIA	285,500	254,500	904,360	857,400	276,170	266,800	36,060	31,450	13.1	B+(AM BEST)
04	SCR	MOROCCO	281,770	295,740	1,683,040	1,720,380	287,050	290,930	33,460	35,690	11.7	AAA (FITCH)
05	TRUST RE ⁽¹⁾	BAHRAIN	250,000	250,000	1,640,000	1,640,000	385,000	385,000	-	-	-	A- (AM BEST)
06	KUWAIT RE	KUWAIT	236,460	187,010	631,920	529,460	208,520	186,570	20,850	17,190	10.0	A- (AM BEST)
07	CEDAR RE	BERMUDA	205,950	186,050	456,600	456,600	102,290	102,290	11,100	11,100	10.9	-
08	OMAN RE	OMAN	71,800	64,300	273,010	210,000	76,100	66,500	3,550	3,770	4.7	BB+ (FITCH)
09	ARAB RE	LEBANON	61,000	60,300	315,260	310,140	104,500	99,360	4,800	2,350	4.6	B- (AM BEST)
10	TUNIS RE	TUNISIA	51,640	50,080	288,720	291,160	70,860	67,220	5,290	3,870	7.5	B (AM BEST)
11	CONNECT UNDERWRITING	UK	44,070	34,700	36,580	29,400	21,950	18,300	3,890	3,500	17.7	-
12	NATIONAL RE	SUDAN	36,780	36,720	19,060	19,060	8,740	8,740	540	540	6.2	-
13	IRAQ RE	IRAQ	28,900	20,420	180,000	160,100	143,100	131,050	8,800	7,500	6.2	-
14	MAMDA RE ⁽²⁾	MOROCCO	13,300	13,300	N/A	N/A	N/A	N/A	N/A	N/A	-	-
15	ARAB UNION RE	SYRIA	2,800	2,650	35,400	35,000	7,100	7,000	N/A	N/A	-	-
16	ARIG ⁽³⁾	BAHRAIN	-3,470	-17,300	613,690	790,630	278,960	262,430	24,410	12,660	8.7	-
17	MENA RE	UAE	N/A	N/A	N/A	N/A	N/A	N/A	N/A	N/A	-	-
	QATAR RE ⁽⁴⁾	QATAR	2,271,190	2,147,290	8,169,620	7,147,810	782,670	779,680	-148,320	-120,510	-19.0	A (S&P)
	TOTAL (US\$ 000)		4,678,850	4,302,430	17,544,640	16,236,340	3,412,880	3,312,760	62,350	53,060		
			(1) Result 2019	(2) Result 2020	(3) Stopped Operations	(4) Most of it's Premium Outside Arab Markets						

MENA REINSURANCE CoS BY EQUITY

(US\$000)

Rank	Company Name	Country	Equity 2021
01	QATAR RE ⁽⁴⁾	QATAR	782,670
02	IGI	UAE	401,870
03	TRUST RE ⁽¹⁾	BAHRAIN	385,000
04	SCR	MOROCCO	287,050
05	ARIG ⁽³⁾	BAHRAIN	278,960
06	CCR	ALGERIA	276,170
07	SAUDI RE	KSA	258,000
08	KUWAIT RE	KUWAIT	208,520
09	IRAQ RE	IRAQ	143,100
10	ARAB RE	LEBANON	104,500
11	CEDAR RE	BERMUDA	102,290
12	OMAN RE	OMAN	76,100
13	TUNIS RE	TUNISIA	70,860
14	CONNECT UNDERWRITING	UK	21,950
15	NATIONAL RE	SUDAN	8,740
17	ARAB UNION RE	SYRIA	7,100
17	MAMDA RE ⁽²⁾	MOROCCO	N/A
18	MENA RE	UAE	N/A
	TOTAL (US\$ 000)		3,412,880

MENA REINSURANCE CoS BY NET PROFIT

(US\$000)

Rank	Company Name	Country	Net Profit 2021	Net Profit 2020
01	IGI	UAE	43,700	31,700
02	CCR	ALGERIA	36,060	31,450
03	SCR	MOROCCO	33,460	35,690
04	ARIG ⁽³⁾	BAHRAIN	24,410	12,660
05	KUWAIT RE	KUWAIT	20,850	17,190
06	SAUDI RE	KSA	14,220	12,250
07	CEDAR RE	BERMUDA	11,100	11,100
08	IRAQ RE	IRAQ	8,800	7,500
09	TUNIS RE	TUNISIA	5,290	3,870
10	ARAB RE	LEBANON	4,800	2,350
11	CONNECT UNDERWRITING	UK	3,890	3,500
12	OMAN RE	OMAN	3,550	3,770
13	NATIONAL RE	SUDAN	540	540
14	QATAR RE ⁽⁴⁾	QATAR	-148,320	-120,510
15	MAMDA RE ⁽²⁾	MOROCCO	N/A	N/A
16	ARAB UNION RE	SYRIA	N/A	N/A
17	MENA RE	UAE	N/A	N/A
18	TRUST RE ⁽¹⁾	BAHRAIN	-	-
	TOTAL (US\$ 000)		62,350	53,060

CONNECT

UNDERWRITING



We are a London based international underwriting business, offering Lloyd's registered and selected international brokers capacity for:

**Property
Engineering
Energy
Political Violence
Casualty
Marine & Specie**

Contact your preferred broker to learn more.

Connect Underwriting Ltd.
3 Lloyd's Avenue, London EC3N 3DS
United Kingdom
E: info@connectuw.com T: +44 20 3036 0024
www.connectuw.com



MENA REINSURANCE BROKERS RANKED BY PREMIUM WRITTEN 2021

(US\$000)

Rank	Company Name	Country	Premium 2021	Premium 2020	Shareholders Equity 2021	Shareholders Equity 2020	Revenue 2021	Revenue 2020	Net Profit 2021	Net Profit 2020
01	UIB	UK	1,236,000	1,160,000	86,700	61,100	103,840	95,100	27,520	17,500
02	CHEDID RE	LEBANON	1,200,000	1,000,000	N/A	25,000	N/A	N/A	N/A	N/A
03	NASCO RE	LEBANON	1,070,000	1,070,000	67,440	67,440	109,000	109,000	12,400	12,400
04	APEX	JORDAN	430,000	364,390	5,320	4,110	13,440	11,180	N/A	N/A
05	MALAKUT	UAE	380,000	363,000	15,600	13,210	38,900	29,800	5,900	4,710
06	FENCHURCH FARIS	GRECE	280,000	217,900	6,100	5,500	32,400	20,650	N/A	N/A
07	LINK	LEBANON	90,000	78,000	N/A	N/A	N/A	N/A	N/A	N/A
08	PLATINUM	LEBANON	89,850	66,210	N/A	N/A	N/A	N/A	N/A	N/A
09	COGENT M.E. ⁽¹⁾	UAE	85,000	85,000	N/A	N/A	N/A	N/A	N/A	N/A
10	PREMIUM	LEBANON	66,000	60,000	N/A	N/A	N/A	N/A	N/A	N/A
11	WILLIS TOWERS WATSON	EGYPT	60,500	59,000	N/A	N/A	N/A	N/A	N/A	N/A
12	GROUPEMED RE	UAE	38,940	7,360	4,720	N/A	1,760	1,960	360	130
13	ADDISON BRADLEY GRP	LEBANON	25,000	25,000	N/A	N/A	N/A	N/A	N/A	N/A
14	PMC RE	LEBANON	24,000	N/A	256,000	N/A	1,400	N/A	300	N/A
15	C&G RE	LEBANON	23,500	23,000	800	800	N/A	N/A	N/A	N/A
16	GALAXY ⁽²⁾	UAE	21,000	21,000	N/A	N/A	N/A	N/A	N/A	N/A
17	ARB HOLDING ⁽¹⁾	EGYPT	17,000	17,000	N/A	N/A	N/A	N/A	N/A	N/A
18	GRS	LEBANON	15,780	15,800	N/A	N/A	910	900	N/A	N/A
19	PROTECTION RE ⁽¹⁾	BAHRAIN	15,000	15,000	N/A	N/A	N/A	N/A	N/A	N/A
20	AGMA	MOROCCO	14,100	13,600	N/A	N/A	N/A	N/A	N/A	N/A
21	SUN RE	UAE	8,250	10,400	N/A	N/A	N/A	N/A	N/A	N/A
22	ARB	MOROCCO	7,300	6,200	N/A	N/A	N/A	N/A	N/A	N/A
23	MERCU RE ⁽¹⁾	EGYPT	5,000	5,000	N/A	N/A	N/A	N/A	N/A	N/A
24	ISA	LEBANON	4,850	N/A	N/A	N/A	N/A	N/A	N/A	N/A
25	DACH	TUNISIA	4,100	4,100	N/A	N/A	N/A	N/A	N/A	N/A
26	PROASSUR	TUNISIA	3,800	3,800	N/A	N/A	N/A	N/A	N/A	N/A
27	TICAR ⁽²⁾	TUNISIA	1,800	1,800	N/A	N/A	N/A	N/A	N/A	N/A
28	JUELMIN	UAE	1,500	2,100	N/A	N/A	N/A	N/A	N/A	N/A
29	BROKTECH	LEBANON	N/A	38,000	N/A	N/A	N/A	N/A	N/A	N/A
30	SHIELDS RE	UAE	N/A	N/A	N/A	N/A	N/A	N/A	N/A	N/A
31	CITY RE	JORDAN	N/A	N/A	N/A	N/A	N/A	N/A	N/A	N/A
TOTAL (US\$ 000)			5,218,270	4,732,660	442,680	177,160	301,650	268,590	46,480	34,740
(1) RESULTS 2020/2019		(2) RESULTS 2019/2018								

P.S: ALL BROKERS NUMBERS ARE AS SEND BY EACH COMPANY

الارقام المنشورة لوساطة اعادة التأمين وردتنا مباشرة من وسطاء الاعادة وهي على مسؤوليتهم.

يحظر نقل الارقام الواردة في هذا الملحق ونحتفظ بحق ملاحقة كل من يخالف هذا التحذير

TOP 10 Reinsurance Brokers By Revenues (\$mn)

		2021	2020	2019	2018	20/21 % chg	Note
1	Aon's Reinsurance Solutions*	1,997	1,814	1,686	1,563	10.1%	Holding on to the top spot for yet another year, Aon's Reinsurance Solutions reported 8% organic growth for 2021, benefiting from strong growth in treaty, as well as solid growth in facultative placements and capital markets transactions. Also reported strong organic growth in 2022 to date.
2	Guy Carpenter *	1,867	1,696	1,598	1,442	10.1%	Marsh McLennan reported 9% organic revenue growth for Guy Carpenter in 2021, up from 6% the previous year. Figures for 2019 and 2018 were restated in the 2020 10-K to include JLT Re for full year for comparison purposes.
3	Willis Re **	925	745	1,022	966	N/A	Gallagher Re assumes the third position in 2021 with the acquisition of Willis Re, which we estimate as having pro-forma combined revenues of \$925mn last year. In its latest market update, Arthur J Gallagher's chairman, president and CEO Pat Gallagher delivered a positive note about the acquisition adding that his company's recently-expanded reinsurance unit Gallagher Re grew organic revenues 7 percent in Q2 2022. He called the business's progress "right on target".
	Gallagher Re **		130	100	70	N/A	
4	TigerRisk **	180+	140 +	125	100+	29%	Our estimate reflects growth momentum in 2021 driven by active hiring strategy and build out across the business bearing fruit, as well as strong capitalmarkets and legacy deal flow, and synergistic interaction between reinsurance, capital markets and TigerRisk's strategic advisory businesses. Soon to join forces with Howden Re as Howden Tiger to become the fourth largest reinsurance broker.
5	Lockton Re **	155	87	55	50	78.2%	Estimated revenue growth amounted to an impressive 78% in 2021. The business now has nearly 300 staff globally in 15 locations. It continues to see expansion with large global clients as well as with regional clients, Lloyd's syndicates and specialist companies. Continuous development of SAGE. Lockton Re's proprietary analytics platform.
6	Howden Re ** (excluding Bowood)	115	71	52	45	62.0%	2021 revenue number is presented in a new line as this year includes Lloyd's broker Bowood which is thought to account for \$55m of the \$170mn total figure for the year. The estimate also includes Howden Specialty reinsurance business alongside Howden Re.
7	Acrisure Re **	125	100	80	68	25.0 %	Most of the estimated growth has come from North America but also from London wholesale. Combination of new clients, growth on existing clients and strong growth in programs and insurtech space in the US. Also, launch of ARCAS, which is the Acrisure Re capital Advisory Solutions business- off to a roaring start - some deals are likely to have boosted 2021 numbers but most of impact will be in 2022 as they're currently very active.
8	BMS Re **	113	95	68	65	19.1%	Our 2020 estimate for BMS Re has been reinstated to include the acquisition of Trean. For 2021, the sectoral evolution throughout the course of the year to E&S from admitted paper reflected in significant growth in programs, commercial primary and excess casualty placements, including E&O, D&O, facultative and professional liability as well as captive and RRG covers; also growth from P&C fac and property treaty.
9	UIB *	95.5	76.3	70.2	72.4	25.2%	UIB entered our top-10 ranking last year providing what it describes as "group reinsurance revenues". The company has seen steady growth across all lines of business, helped by its international footprint of overseas offices, with major successes in London, India, South Korea, Turkey, Colombia and Dubai.
10	Holborn *	50.4	47.0	42.0	40.0	7.2%	The US treaty reinsurance broker had placed premium exceeding \$1bn for the first time in 2021. They continue to grow in the regional, super regional and mutual insurer marketplace, placing a number of "bolt-on" products for clients including (commercial, personal and farm) cyber, flood and excess umbrella.

*Official revenue number; The Insurer estimate

قناة السويس للتأمين

Suez Canal Insurance



SCI

Since 1979

16569
Call Center

المركز الرئيسي: ٢١ شارع محمد كامل مرسي - المهندسين - الجيزة
تليفون: ٣٧١٠١٠٥١ - ٣٧١٠١٨٦٨ فاكس: ٣٣٣٥٤٠٧٠ - ٣٣٣٥٠٩٨١

MENA INSURANCE COS RANKING BY PREMIUM WRITTEN BY COUNTRY - YEAR 2021

(US\$000)

Rank	Company Name	Premium Written 2021	Premium Written 2020	Assets 2021	Assets 2020	Shareholders Equity 2021	Shareholders Equity 2020	Net Profit 2021	Net Profit 2020	Roe (%)
ALGERIA										
001	SAA	206,500	198,300	725,500	723,300	300,100	297,300	19,600	19,600	6.5
002	CAAT	182,000	180,000	618,970	618,970	216,410	216,410	21,280	20,340	9.8
003	CAAR	117,090	128,450	375,080	409,800	177,080	170,560	8,320	6,680	4.7
004	CASH	116,940	106,700	456,450	441,300	99,190	97,600	7,480	5,080	7.6
005	CNMA	90,650	109,160	271,200	275,130	122,840	124,270	11,120	15,100	9.1
006	CIAR ⁽¹⁾	66,750	66,750	171,870	171,870	46,030	46,030	8,600	8,600	16.7
007	TRUST	43,450	35,600	72,000	70,200	31,900	31,360	2,400	2,100	7.5
008	GIG ALGERIA ⁽¹⁾	33,300	33,300	58,000	58,000	18,000	18,000	2,400	2,400	13.3
009	SALAMA	31,020	34,430	96,200	123,220	33,980	32,310	3,280	3,080	9.7
010	ALLIANCE	26,800	39,300	67,370	83,210	29,490	32,860	2,800	4,020	9.5
011	CARDIF AL DJAZAIR	23,070	22,930	N/A	N/A	N/A	N/A	N/A	N/A	-
012	GAM	22,680	24,810	36,100	36,700	14,200	15,600	2,400	2,800	16.9
013	AGLIC	14,180	14,000	68,210	42,500	9,590	7,450	1,610	220	16.8
014	CAARAMA	12,470	12,000	114,940	113,000	12,320	12,000	410	380	3.3
015	AXA VIE	12,300	14,330	N/A	N/A	N/A	N/A	N/A	N/A	-
016	AXA DOMMAGE	12,060	14,020	N/A	N/A	N/A	N/A	N/A	N/A	-
017	SAPS	11,950	11,300	N/A	N/A	N/A	N/A	N/A	N/A	-
018	TALA	9,950	9,340	N/A	N/A	N/A	N/A	N/A	N/A	-
019	MACIR VIE	7,770	6,240	19,390	18,200	11,410	11,080	70	-20	0.6
020	MUTUALISTE	2,780	2,910	N/A	N/A	N/A	N/A	N/A	N/A	-
	TOTAL (US\$ 000)	1,043,710	1,063,870	3,151,280	3,185,400	1,122,540	1,112,830	91,770	90,380	132
BAHRAIN										
001	GIG BAHRAIN	246,640	227,160	618,090	636,900	115,430	110,230	11,500	10,420	10.0
002	SOLIDARITY	149,720	80,320	385,510	168,960	198,460	75,340	11,470	8,190	5.8
003	BNH	105,400	97,580	315,500	294,310	174,200	160,790	17,660	13,860	10.1
004	GIG TAKAFUL INT'L ⁽¹⁾	60,800	60,800	109,700	109,700	29,700	29,700	4,110	4,110	13.8
005	GULF UNION ⁽²⁾	36,300	36,300	62,100	62,100	19,200	19,200	N/A	N/A	-
006	MEDGULF TAKAFUL ⁽¹⁾	33,000	33,000	N/A	N/A	N/A	N/A	N/A	N/A	-
007	AL HILAL LIFE	29,320	27,450	85,180	84,680	18,940	18,250	1,160	720	6.1
008	UNITED / BAHRAIN	11,530	7,740	63,410	65,160	36,430	36,620	5,820	5,370	16.0
	TOTAL (US\$ 000)	672,710	570,350	1,639,490	1,421,810	592,360	450,130	51,720	42,670	62
EGYPT										
001	MISR INSURANCE	614,090	598,850	2,442,960	2,105,200	1,215,440	922,250	144,440	163,510	11.9
002	MISR LIFE	511,110	427,780	2,500,000	2,047,160	687,500	417,100	100,000	99,970	14.5
003	ALLIANZ (LIFE)	339,940	260,470	887,050	828,860	99,760	90,040	29,290	18,990	29.4
004	METLIFE	277,430	227,680	530,180	526,650	77,460	64,500	23,100	25,420	29.8
005	AXA LIFE	156,250	156,250	559,070	553,640	50,000	47,820	11,020	10,050	22.0
006	GIG	111,270	93,700	148,290	140,460	48,040	50,570	12,150	12,190	25.3
007	AXA P&C EGYPT	97,650	97,650	135,600	120,600	8,910	19,320	-8,120	4,360	-91.1
008	ORIENT TAKAFUL	95,090	61,850	161,480	111,530	48,970	35,820	10,100	8,590	20.6
009	SUEZ CANAL	74,100	71,410	111,380	111,380	17,530	15,780	2,200	2,520	12.6
010	BUPA	70,850	67,990	102,090	144,250	38,460	40,730	4,110	1,860	10.7
011	ALLIANZ P&C	70,400	70,400	113,860	115,610	34,610	31,300	8,780	7,510	25.4
012	EGYPTIAN TAKAFUL LIFE	62,800	40,000	97,680	61,410	18,230	15,920	2,640	1,630	14.5
013	EGYPTIAN TAKAFUL NON LIFE	59,540	59,000	145,570	154,210	30,400	32,210	9,400	6,800	30.9
014	QNB LIFE ⁽¹⁾	45,460	45,460	242,000	242,000	46,700	46,700	14,700	14,700	31.5
015	DELTA	42,240	37,070	67,360	66,390	31,930	30,120	7,880	5,890	24.7
016	MOHANDES	38,920	31,150	69,550	67,550	25,590	22,670	5,070	7,750	19.8
017	ROYAL ⁽¹⁾	37,000	37,000	78,020	78,020	16,900	16,900	N/A	4,840	-
018	WETHAQ TAKAFUL	36,850	31,910	58,000	63,460	16,840	17,500	2,950	3,480	17.5
019	SUEZ CANAL LIFE	34,610	34,610	93,080	100,300	12,240	10,300	3,630	2,700	29.7
020	SALAMA	28,890	27,250	64,140	63,310	17,150	17,020	2,560	1,780	14.9
021	SARWA P&C	24,800	9,810	17,500	13,160	6,170	5,890	280	140	4.6
022	LIBANO SUISSE TAKAFUL	18,560	15,800	18,170	14,050	4,800	4,050	540	90	11.2
023	CIS	18,550	12,610	38,060	28,360	13,030	9,940	1,060	370	8.2
024	DELTA LIFE	17,100	14,900	92,040	92,420	16,670	14,390	4,910	4,040	29.5
025	CHUBB LIFE	16,140	15,010	42,870	47,660	8,810	11,740	-1,100	1,890	-12.5
026	AROPE	14,950	10,000	27,860	26,790	16,270	16,330	2,370	2,240	14.6
027	MISR TAKAFUL	14,500	14,500	17,030	17,820	9,590	9,260	490	500	5.1
028	ISKAN	13,960	13,780	27,300	29,160	11,000	10,920	2,120	2,360	19.3
029	KAF GENERAL	11,740	11,740	29,220	30,950	10,200	10,760	1,020	1,410	10.0
030	MOHANDES LIFE	7,570	5,630	60,150	69,330	15,930	17,370	2,360	3,910	14.8
031	METLICO	7,010	9,090	23,440	22,950	3,920	3,920	170	760	4.4

راحة بال وأمان بكره

بكره يبدأ النهاردة



19446

www.misrlife.com

Follow us: [f](#) @misrlifeinsurance [i](#) misr_life [t](#) 01005147777



أه من خلال
تطبيق الجوال



بمركبتك البسداد
من خلال حافض فوري

تطبيق الشروط والأحكام رقم التسجيل المصري: ٢٢٠٤٤٠٨٧



مصر لتأمينات الحياة



مصر لتأمينات الحياة
MISR LIFE INSURANCE

شركة مصر لتأمينات الحياة شركة بصرية تابعة لوزارة قطاع الأعمال العام الخاصة بأحكام القانون رقم 10 لسنة 1981 وتعديلاته -
مسجل تجاري رقم 1-33 وحاصلة على ترخيص رقم 3 من الهيئة العامة للقوائم المالية
حاصل على موافقة الهيئة بتاريخ 2017/11/19

(US\$000)

Rank	Company Name	Premium Written 2021	Premium Written 2020	Assets 2021	Assets 2020	Shareholders Equity 2021	Shareholders Equity 2020	Net Profit 2021	Net Profit 2020	Roe (%)
032	AIG	6,730	8,530	46,900	55,440	21,000	21,370	3,460	2,560	16.5
033	AROPE LIFE	5,870	4,800	15,220	13,360	6,020	5,620	350	300	5.8
034	KAF FAMILY	5,040	2,610	13,450	17,030	4,380	7,010	-2,060	-960	-47.0
035	CHUBB PROPERTY	4,400	5,350	25,870	25,760	15,930	15,410	530	650	3.3
036	EGE	2,970	1,580	33,000	32,720	25,100	24,500	4,290	2,630	17.1
037	SARWA LIFE	2,660	1,150	9,230	9,100	5,860	5,860	-40	140	-0.7
038	MADA ⁽⁹⁾	10	-	10,580	-	8,040	-	140	-	1.7
039	WATANIYA ⁽⁹⁾	-	-	6,740	-	5,590	-	330	-	5.9
040	WAFI ⁽⁹⁾	-	-	7,810	-	7,570	-	-500	-	-6.6
041	MEDGULF ⁽³⁾	-	2,500	-	7,270	-	2,680	-	-10	-
	TOTAL (US\$ 000)	2,997,050	2,636,870	9,169,800	8,255,320	2,758,540	2,141,590	406,620	427,560	400
IRAQ										
001	NATIONAL	62,730	55,730	141,450	191,890	151,010	151,030	8,430	10,060	5.6
002	IRAQ GENERAL	43,090	42,310	N/A	N/A	N/A	N/A	N/A	N/A	-
003	ASIA	30,330	22,510	46,330	48,100	25,990	32,530	1,620	2,630	6.2
004	TRUST HOUSE	15,690	13,940	11,140	8,000	3,830	4,800	430	-	11.3
005	HAMRAA	14,440	13,020	4,700	4,500	3,900	3,800	N/A	N/A	-
006	DILNIA	6,370	14,000	15,000	23,000	13,100	17,500	-	1,400	-
007	UR INT'L ⁽¹⁾	2,500	2,500	4,200	4,200	4,900	4,900	1,560	1,560	31.8
008	GIG - IRAQ	2,320	2,230	6,040	5,860	5,400	5,360	90	100	1.7
009	DAR AL SALAM	2,280	2,210	N/A	N/A	N/A	N/A	N/A	N/A	-
010	BADIA	1,650	1,360	N/A	N/A	N/A	N/A	N/A	N/A	-
011	CAR	1,610	880	N/A	N/A	N/A	N/A	N/A	N/A	-
012	SHATT ARAB	630	590	N/A	N/A	N/A	N/A	N/A	N/A	-
013	MASEER	570	140	N/A	N/A	N/A	N/A	N/A	N/A	-
014	AHLIA ⁽¹⁾	460	460	N/A	N/A	N/A	N/A	N/A	N/A	-
015	AMEEN	430	340	1,930	1,890	1,450	1,300	230	220	15.9
016	AL YAMAMA	290	250	N/A	N/A	N/A	N/A	N/A	N/A	-
017	TADAMON	280	250	N/A	N/A	N/A	N/A	N/A	N/A	-
018	STAR CAR	240	360	N/A	N/A	N/A	N/A	N/A	N/A	-
019	CIHAN	170	890	N/A	N/A	N/A	N/A	N/A	N/A	-
020	SHARK	140	130	N/A	N/A	N/A	N/A	N/A	N/A	-
021	IRAQ INTERNATIONAL	130	120	N/A	N/A	N/A	N/A	N/A	N/A	-
022	MIDDLE EAST	120	120	N/A	N/A	N/A	N/A	N/A	N/A	-
023	ETIHAD INT'L	110	50	N/A	N/A	N/A	N/A	N/A	N/A	-
024	ANDALUS	100	80	N/A	N/A	N/A	N/A	N/A	N/A	-
025	GULF	80	60	N/A	N/A	N/A	N/A	N/A	N/A	-
026	ELAF ⁽¹⁾	60	60	N/A	N/A	N/A	N/A	N/A	N/A	-
027	MUFTIN ⁽¹⁾	60	60	N/A	N/A	N/A	N/A	N/A	N/A	-
028	DAR AL AMAN ⁽⁹⁾	-	-	-	-	-	-	-	-	-
029	ZAIN ⁽⁹⁾	-	-	N/A	N/A	N/A	N/A	N/A	N/A	-
030	RIHAM	-	120	N/A	N/A	N/A	N/A	N/A	N/A	-
	TOTAL (US\$ 000)	186,880	174,770	230,790	287,440	209,580	221,220	12,360	15,970	73
JORDAN										
001	GIG	126,420	115,930	180,230	76,950	66,280	47,380	17,280	8,010	26.1
002	JORDAN INSURANCE	96,500	112,000	152,550	126,400	70,790	56,350	1,610	4,250	2.3
003	AL NISR AL ARABI	66,800	61,780	174,630	160,500	32,210	32,000	4,120	4,310	12.8
004	FIRST (SOLIDARITY GROUP)	65,730	64,200	82,980	83,740	48,050	46,690	2,940	2,280	6.1
005	MIDDLE EAST	56,810	55,300	127,380	123,820	57,640	54,340	2,300	1,610	4.0
006	METLIFE	51,200	40,200	101,400	101,400	20,170	20,170	5,780	5,780	28.7
007	JOFICO	46,200	37,190	52,550	45,000	18,260	17,820	1,120	2,010	6.1
008	EURO ARAB	44,300	38,700	56,720	52,400	16,840	16,760	1,330	1,720	7.9
009	ISLAMIC	35,480	31,820	60,630	58,530	33,750	31,580	4,040	4,630	12.0
010	JERUSALEM	34,880	30,350	51,610	51,660	20,560	20,060	1,850	1,680	9.0
011	UNITED	31,700	30,600	N/A	N/A	N/A	N/A	N/A	N/A	-
012	NEWTON	31,620	21,400	52,660	47,630	28,860	30,190	190	-360	0.7
013	AJIG	31,100	29,500	37,310	37,050	11,480	12,440	-1,160	1,770	-10.1
014	ARABIA	29,900	29,900	39,510	39,810	14,660	15,080	640	880	4.4
015	WATANIA	27,940	25,060	40,740	37,820	16,080	13,220	-	1,250	-
016	ARAB UNION INT'L	26,600	14,800	29,430	24,030	2,940	8,210	-5,330	-300	-181.3
017	DELTA	26,330	25,100	44,240	43,280	14,630	14,990	200	860	1.4
018	AL MANARA ISLAMIC	25,900	20,300	33,100	27,090	6,890	7,750	-1,130	2,510	-16.4
019	MEDGULF	23,800	24,200	34,630	34,630	7,530	7,420	110	-790	1.5
020	ARAB ASSURERS	19,500	15,800	24,450	23,900	6,970	9,020	-1,970	460	28.3
021	HOLYLAND ⁽³⁾	13,900	13,000	-	14,110	-	3,970	-	-4,080	-
022	PHILADELPHIA	4,200	6,500	-	11,250	-	2,920	-	-730	-
023	SAFWA ⁽³⁾	4,200	6,900	-	11,300	-	1,360	-	-700	-
	TOTAL (US\$ 000)	921,010	850,530	1,376,750	1,232,300	494,590	469,720	33,920	37,050	-57



SHIELDS

REINSURANCE BROKERS

London Office
Regulated by the Financial
Conduct Authority

Dubai Office
Regulated by the Dubai
Financial Services Authority

Trust Expertise Performance

Broker at

LLOYD'S

Rank	Company Name	Premium Written 2021	Premium Written 2020	Assets 2021	Assets 2020	Shareholders Equity 2021	Shareholders Equity 2020	Net Profit 2021	Net Profit 2020	Roe (%)
KINGDOM OF SAUDI ARABIA										
001	BUPA ARABIA	3,035,250	2,785,960	3,306,430	3,065,600	1,116,280	1,034,300	194,850	185,630	17.5
002	TAWUNIYA	2,724,960	2,416,470	3,902,140	3,801,980	787,450	755,610	71,080	104,890	9.0
003	RAJHI TAKAFUL	735,890	728,770	1,237,690	1,162,740	338,020	296,880	30,770	60,550	9.1
004	WALAA	623,690	392,720	919,250	768,030	216,170	244,350	-28,130	14,790	-13.0
005	MEDGULF	596,330	675,870	1,100,080	1,026,260	216,070	203,920	-36,160	14,640	-16.7
006	gig SAUDI	387,860	378,090	797,620	771,270	262,640	232,240	44,470	44,490	16.9
007	MALATH	251,230	208,420	348,360	350,210	99,090	124,820	-19,420	6,050	-15.6
008	WATANIYA	240,560	209,570	374,310	425,260	56,320	70,890	-14,530	2,090	-25.8
009	AL ETIHAD	230,800	197,780	434,410	389,330	147,830	136,680	8,920	-7,370	6.0
010	SAICO	207,350	212,010	361,450	349,710	78,060	95,060	-16,700	12,620	-21.4
011	ALLIANZ SAUDI FRANSI	203,500	179,930	688,900	701,840	187,240	187,080	4,400	-4,700	2.3
012	ACIG	158,030	137,370	167,160	161,980	8,960	39,120	-27,730	950	-309.4
013	GULF UNION AL AHLIA	152,670	148,570	303,620	348,270	34,650	71,640	-37,120	-12,160	-107.1
014	ARABIAN SHIELD	148,850	147,390	306,300	322,280	130,330	123,170	6,980	8,440	5.4
015	SALAMA	124,680	114,050	163,880	189,700	25,730	55,000	-29,970	1,000	-116.5
016	SAGR COOP	116,880	101,100	226,390	242,000	55,790	75,740	-19,390	-28,260	-34.8
017	ARABIA COOP	112,620	92,390	180,100	179,260	57,510	59,140	1,140	3,270	2.0
018	UCA	109,300	164,500	260,910	338,560	66,700	88,800	-17,500	-4,000	-26.2
019	ALINMA TOKIO MARINE	81,480	84,350	182,390	176,270	49,910	53,750	-3,960	-1,550	-7.9
020	ALJAZIRA TAKAFUL	79,750	62,390	743,660	538,870	216,730	126,230	5,860	10,670	2.7
021	GULF GENERAL	79,130	85,580	170,410	114,050	98,780	43,210	-22,420	1,210	-22.7
022	BURUJ	77,550	53,950	250,000	272,000	118,000	118,540	4,300	4,550	3.7
023	CHUBB ARABIA	77,500	73,260	215,790	202,640	95,970	94,060	3,610	9,820	3.8
024	AMANA COOPERATIVE	73,470	87,870	70,520	122,650	6,950	24,600	-31,400	-17,230	-451.8
025	ALAMIYA (RSA)	70,300	50,800	227,660	206,150	97,820	107,640	-9,440	-1,640	-9.6
026	SABB TAKAFUL ⁽¹³⁾	60,780	53,780	274,200	251,100	78,080	77,550	250	-7,080	0.3
027	SAUDI ENAYA	58,270	44,240	129,550	110,730	15,670	32,200	-16,530	-7,570	-105.5
028	SAUDI SOLIDARITY TAKAFUL ⁽¹⁰⁾	-	89,950	-	190,000	-	37,670	-	-18,630	-
029	AHLI TAKAFUL ⁽¹²⁾	-	66,200	-	290,350	-	66,700	-	3,750	-
TOTAL (US\$ 000)		10,818,680	10,043,330	17,343,180	17,069,090	4,662,750	4,676,590	46,230	379,220	-1,205
KUWAIT										
001	GULF INS GRP (GIG)	1,808,890	1,461,010	4,488,100	2,632,200	631,350	385,940	165,660	53,710	26.2
002	AHLEIA	371,050	335,140	1,211,000	1,112,950	426,480	416,230	45,500	40,400	10.7
003	KUWAIT INSURANCE	155,030	125,200	655,060	630,000	389,120	330,000	37,800	10,020	9.7
004	WARBA	113,240	101,550	405,240	398,620	133,680	122,700	7,710	6,000	5.8
005	KFH TAKAFUL	88,580	79,240	148,110	136,780	35,160	38,980	3,460	4,680	9.8
006	ILAF ⁽²⁾	23,000	23,000	N/A	N/A	N/A	N/A	N/A	N/A	-
007	T'AZUR	23,000	20,500	42,400	41,600	N/A	N/A	N/A	N/A	-
008	ENAYA	21,100	32,000	54,000	68,000	35,000	37,000	N/A	N/A	-
009	ARAB ISLAMIC TAKAFUL	19,000	19,000	N/A	N/A	N/A	N/A	N/A	N/A	-
010	NATIONAL TAKAFUL ⁽¹⁾	18,500	18,500	34,000	34,000	23,200	23,200	N/A	N/A	-
011	GHAZAL ⁽²⁾	17,000	17,000	48,950	48,950	8,970	8,970	-	-	-
012	KUWAIT QATAR ⁽¹⁾	16,010	16,010	55,200	55,200	18,500	18,500	-	-	-
013	GULF TAKAFUL ⁽¹⁾	15,580	15,580	135,440	135,440	32,980	32,980	N/A	N/A	-
014	BURGAN TAKAFUL	11,400	10,800	20,940	19,800	20,520	19,240	1,000	880	4.9
015	FIRST TAKAFUL	10,910	9,110	54,590	46,470	26,530	28,430	210	-18,850	0.8
016	KITI ⁽¹⁾	9,000	9,000	N/A	N/A	N/A	N/A	N/A	N/A	-
017	BOUBYAN TAKAFUL ⁽¹⁾	8,800	8,800	18,000	18,000	16,000	16,000	N/A	N/A	-
018	WETHAQ TAKAFUL	8,560	13,160	41,180	39,660	40,800	39,360	840	-4,230	2.1
019	DAR AL SALAM	7,500	9,100	9,100	10,120	8,400	9,310	N/A	N/A	-
020	RITAJ TAKAFUL ⁽¹⁾	4,300	4,300	N/A	N/A	N/A	N/A	N/A	N/A	-
021	UNITED / KUWAIT ⁽¹⁾	2,100	2,100	N/A	N/A	N/A	N/A	N/A	N/A	-
TOTAL (US\$ 000)		2,752,550	2,330,100	7,421,310	5,427,790	1,846,690	1,526,840	262,180	92,610	70
LEBANON										
001	BANKERS	180,100	147,810	326,920	326,920	80,720	80,720	12,170	12,170	15.1
002	LIAASSUREX	135,570	139,630	478,670	362,060	73,730	48,830	-2,560	N/A	-3.5
003	MEDGULF	130,860	117,820	307,000	317,000	90,690	85,880	7,000	4,450	7.7
004	ALLIANZ	130,520	135,620	503,200	581,600	39,700	28,620	11,990	-10,200	30.2
005	METLIFE	122,890	120,610	627,920	571,540	62,620	52,840	9,740	23,620	15.6
006	FIDELITY	108,890	94,180	196,790	182,450	32,810	25,590	5,430	1,190	16.5
007	GROUPEMED (GMI)	92,860	61,700	135,960	91,160	25,310	20,870	4,380	80	17.3
008	AXA ME	90,370	90,330	185,580	213,370	24,430	24,540	30	-4,060	0.1
009	LIBANO SUISSE	69,430	69,670	204,300	211,000	43,600	43,300	N/A	N/A	-
010	AROPE	69,150	72,865	441,000	440,120	159,580	158,180	3,130	N/A	2.0
011	BANCASSURANCE	68,960	64,300	321,700	451,830	7,390	33,400	N/A	N/A	-
012	SECURITE	60,400	37,930	80,750	80,750	25,300	25,300	1,200	1,200	4.8
013	UNION NATIONALE	60,000	63,350	108,000	107,620	42,000	41,700	8,500	8,470	20.2
014	ARABIA	54,710	40,315	645,440	659,170	161,800	140,540	7,940	-8,440	4.9
015	ADIR	44,420	47,640	315,000	315,000	30,030	30,030	-	-31,100	-



Invested
in You.



WWW.GIG.COM.JO



مجموعة الخليج للتأمين
GULF INSURANCE GROUP

JORDAN

(US\$000)

Rank	Company Name	Premium Written 2021	Premium Written 2020	Assets 2021	Assets 2020	Shareholders Equity 2021	Shareholders Equity 2020	Net Profit 2021	Net Profit 2020	Roe (%)
016	MASHREK	43,500	41,670	N/A	68,310	N/A	3,030	N/A	1,000	-
017	CUMBERLAND	36,830	33,490	57,520	46,700	18,540	8,720	8,000	-1,800	43.4
018	UFA	29,450	28,090	50,270	50,270	14,370	14,370	N/A	N/A	-
019	ALIG	27,410	25,740	53,910	60,490	8,780	8,680	110	450	1.3
020	UCA	22,490	22,100	87,960	95,400	23,570	23,700	-440	N/A	-1.9
021	CAPITAL	21,340	18,870	61,620	64,200	16,970	16,270	700	320	4.2
022	BERYTUS	19,960	17,250	25,830	22,230	1,040	3,680	-	20	-
023	COMMERCIAL	19,890	18,440	46,890	49,200	6,350	7,840	-4,210	-1,500	-66.2
024	SGBL INSURANCE	19,380	29,410	277,940	261,490	166,370	112,730	130	-9,330	0.1
025	TRUST COMPASS	16,580	16,480	56,290	52,230	24,430	23,650	790	-800	3.3
026	AMANA	15,760	15,300	26,830	-	6,150	-	2,980	-	48.5
027	NORTH	13,470	12,500	93,060	91,880	37,150	36,330	830	400	2.3
028	BURGAN	12,870	12,200	22,700	19,330	5,960	5,300	640	610	10.7
029	PHENICIENNE	12,090	8,910	23,920	19,380	4,960	4,940	20	-500	0.4
030	CONFIDENCE (CIG)	10,490	9,890	14,060	13,400	4,820	4,630	200	570	4.2
031	BEIRUT LIFE	9,880	12,750	24,500	24,500	17,660	17,660	N/A	N/A	-
032	CLA	9,200	11,140	123,090	127,000	44,730	51,200	-5,530	-11,380	-12.4
033	VICTOIRE	7,920	7,540	28,140	28,140	9,040	9,040	N/A	-40	-
034	MEARCO	7,890	6,650	14,700	15,600	4,880	4,200	600	-500	12.3
035	UNITED	6,410	5,890	15,870	16,780	8,570	8,510	60	-880	0.7
036	SAICO	3,290	2,900	14,140	13,900	9,060	8,490	660	20	7.3
037	RL 360 0	3,000	2,980	N/A	9,870	N/A	2,570	N/A	1,660	-
038	LCI	2,520	2,340	9,900	6,900	5,450	2,300	140	-540	2.6
039	CIGNA	2,300	2,060	N/A	N/A	N/A	N/A	N/A	N/A	-
040	OVERSEAS	1,100	1,170	4,810	4,460	2,190	1,900	290	-270	13.3
041	BYBLOS	890	890	N/A	3,900	N/A	3,040	N/A	N/A	-
042	AIG / LEBANON	440	440	5,250	7,870	-1,140	-180	-950	-320	-83.3
043	FAJR AL GULF (GIG)	40	40	N/A	N/A	N/A	N/A	N/A	N/A	-
044	ASSUREX (15)	-	41,920	-	157,540	-	29,650	-	-670	-
	TOTAL (US\$ 000)	1,795,520	1,712,820	6,017,430	6,242,560	1,339,610	1,252,590	73,970	-26,100	122
LIBYA										
001	LIBYA	77,200	82,000	301,090	320,600	57,350	61,500	4,100	5,400	7.2
002	TRUST	54,100	52,400	193,000	192,400	10,100	10,250	1,900	1,700	18.8
003	AFRICAN ⁽¹⁾	49,100	49,100	60,600	60,600	10,550	10,550	-	-	-
004	SAHARA	25,100	32,400	44,300	46,100	10,200	10,800	N/A	N/A	-
005	UNITED	19,100	18,200	110,000	109,350	14,400	13,220	2,250	2,100	15.6
006	TAKAFULY	15,100	14,250	N/A	N/A	N/A	N/A	N/A	N/A	-
007	LIBO	14,200	13,800	32,000	32,100	8,100	7,560	2,000	2,010	24.7
008	QAFELA	4,000	3,500	16,000	17,100	23,000	11,320	100	-	0.5
009	ALETEHADIYA	3,900	3,920	5,450	5,320	4,460	4,250	N/A	N/A	-
010	TIBESTY	3,800	3,610	3,300	3,100	1,900	1,750	N/A	N/A	-
011	AMIC	1,900	1,850	N/A	N/A	N/A	N/A	N/A	N/A	-
	TOTAL (US\$ 000)	267,500	275,030	765,740	786,670	140,060	131,200	10,350	11,210	67
MAURITANIA										
001	NASR	7,700	7,410	3,200	2,840	N/A	N/A	N/A	N/A	-
002	MAURITANNIERE	2,400	2,240	N/A	N/A	N/A	N/A	N/A	N/A	-
003	ISLAMIC	1,410	1,320	2,020	1,900	1,150	1,100	170	150	14.8
004	ATLANTIC	1,300	1,260	N/A	N/A	N/A	N/A	N/A	N/A	-
005	SAAR	1,220	1,190	N/A	N/A	N/A	N/A	N/A	N/A	-
006	SMAI ISLAMIC ⁽²⁾	1,220	1,180	N/A	N/A	N/A	N/A	N/A	N/A	-
007	AGM	1,090	1,020	2,220	2,150	1,450	1,310	130	110	9.0
	TOTAL (US\$ 000)	16,340	15,620	7,440	6,890	2,600	2,410	300	260	24
MOROCCO										
001	WAFI	909,890	839,420	4,678,100	4,670,000	669,200	663,190	44,440	44,800	6.6
002	RMA	769,070	688,600	4,105,000	4,000,000	657,300	652,530	89,610	89,510	13.6
003	MUTUELLE TAAMIN CHAABI	631,840	579,730	N/A	N/A	N/A	N/A	N/A	N/A	-
004	ATLANTA SANAD	581,960	550,000	2,321,290	2,440,560	399,730	390,920	49,010	48,430	12.3
005	SAHAM ASSURANCE	563,110	514,600	2,415,100	2,401,340	498,300	496,500	24,340	22,340	4.9
006	AXA MAROC	558,740	488,000	2,220,000	2,200,000	563,100	550,000	36,100	35,000	6.4
007	MAMDA / MCMA	323,900	288,900	1,901,000	1,820,500	246,200	244,300	N/A	N/A	-
008	MAROCAINE VIE	234,000	216,000	671,000	647,200	48,000	47,610	10,100	9,100	21.0
009	ALLIANZ	143,000	157,300	N/A	N/A	N/A	N/A	N/A	N/A	-
010	CAT	78,000	69,500	693,300	692,300	27,250	26,100	N/A	N/A	-
011	MATU	71,400	51,320	224,250	223,400	7,680	7,500	-	-	-
012	MAROC ASSISTANCE INTL	62,100	56,200	N/A	N/A	N/A	N/A	N/A	N/A	-
013	AFRICA FIRST ASSIST	32,100	32,580	N/A	N/A	N/A	N/A	N/A	N/A	-
014	WAFI IMA ASSISTANCE	28,200	25,900	N/A	N/A	N/A	N/A	N/A	N/A	-
015	EULER HERMES ACMAR	13,500	13,650	N/A	N/A	N/A	N/A	N/A	N/A	-
016	RMA ASSISTANCE	12,400	11,000	N/A	N/A	N/A	N/A	N/A	N/A	-
017	COFACE	7,200	8,200	N/A	N/A	N/A	N/A	N/A	N/A	-
018	AXA ASSISTANCE	5,580	4,710	N/A	N/A	N/A	N/A	N/A	N/A	-
019	SMAEX	3,480	2,790	N/A	N/A	N/A	N/A	N/A	N/A	-
	TOTAL (US\$ 000)	5,029,470	4,598,400	19,229,040	19,095,300	3,116,760	3,078,650	253,600	249,180	65

“We will either find a way,
or make one.”

Anibal Barca



COMMERCIAL & GENERAL S.A.L.
— REINSURANCE BROKERS —

Boustany Building, 1st Floor - Al Fours Street - National Museum Area - Beirut - Lebanon
Tel: +9611615815 / 6 | E-mail: candgre@candgre.com | www.candgre.com

Rank	Company Name	Premium Written 2021	Premium Written 2020	Assets 2021	Assets 2020	Shareholders Equity 2021	Shareholders Equity 2020	Net Profit 2021	Net Profit 2020	Roe (%)
OMAN										
001	NATIONAL LIFE	169,270	161,720	396,970	356,070	138,170	140,240	23,920	34,000	17.3
002	DHOFAR	143,100	126,100	352,100	344,400	70,400	66,400	6,600	10,020	9.8
003	MADINA TAKAFUL	114,730	102,860	318,150	252,010	59,100	60,790	3,640	1,860	6.2
004	OMAN QATAR	79,910	81,330	197,000	235,120	54,100	47,170	8,200	5,510	15.2
005	OMAN UNITED	79,200	80,280	282,840	278,730	80,160	79,110	10,300	11,050	12.8
006	TAKAFUL OMAN	69,310	65,650	172,740	106,160	76,170	60,270	1,980	5,440	2.6
007	ARABIA FALCON (AFIC)	53,150	47,550	185,820	191,500	52,980	50,620	4,360	4,340	8.3
008	AHLIA	49,320	55,310	196,650	209,640	104,710	103,450	9,950	11,410	9.5
009	VISION	45,790	59,410	136,890	158,600	34,600	38,850	-4,660	2,920	-13.4
010	MUSCAT	35,910	43,720	111,530	120,620	45,450	43,480	2,000	920	4.4
	TOTAL (US\$ 000)	839,690	823,930	2,350,690	2,252,850	715,840	690,380	66,290	87,470	73
PALESTINE										
001	TRUST	111,940	96,640	218,250	204,530	60,250	60,920	2,600	4,150	4.3
002	NATIONAL	59,610	54,910	139,330	134,150	46,710	46,970	3,110	7,810	6.6
003	TAKAFUL	49,760	41,180	89,450	80,730	22,450	20,890	2,030	2,220	9.1
004	GLOBAL UNITED	44,730	40,270	76,150	78,920	26,330	20,070	5,530	2,350	21.0
005	PALESTINE	44,190	34,160	83,130	64,360	15,560	12,440	2,610	1,190	16.8
006	MASHREQ	39,850	30,450	78,370	67,670	17,620	15,600	1,070	1,270	6.1
007	TAMKEEN	30,640	29,060	48,850	39,740	16,520	13,090	1,250	1,010	7.6
008	AHLIA INS. GROUP	21,500	17,110	74,740	72,180	17,890	20,990	-2,760	-3,490	-15.4
	TOTAL (US\$ 000)	402,220	343,780	808,270	742,280	223,330	210,970	15,440	16,510	56
QATAR										
001	QATAR INSURANCE	3,470,000	3,351,900	12,003,080	11,698,830	2,340,100	2,278,200	173,160	34,630	7.4
002	DOHA INSURANCE GROUP	307,800	250,000	825,950	720,000	326,570	305,000	20,120	16,500	6.2
003	QLM	282,120	275,090	532,710	479,500	169,830	143,690	29,170	26,940	17.2
004	QATAR GENERAL	206,000	210,000	2,500,000	2,510,000	1,410,410	1,400,000	29,180	27,940	2.1
005	QATAR ISLAMIC INS. GROUP	117,750	111,000	311,000	305,000	116,710	110,000	22,010	20,800	18.9
006	BEEMA	100,990	89,610	394,810	386,500	155,260	137,780	27,560	24,750	17.8
007	KHALEEJ TAKAFUL	83,000	84,000	266,000	282,000	156,000	154,000	11,000	12,700	7.1
008	GENERAL TAKAFUL	55,640	48,530	145,330	110,220	62,110	27,560	6,540	4,060	10.5
009	SEIB	41,000	36,000	93,000	81,000	32,500	32,000	120	1,400	0.4
010	SHARQ	35,100	33,400	80,250	80,250	49,400	49,400	4,800	4,800	9.7
	TOTAL (US\$ 000)	4,699,400	4,489,530	17,152,130	16,653,300	4,818,890	4,637,630	323,660	174,520	97
SUDAN										
001	SHIEKAN	61,100	66,700	N/A	N/A	N/A	N/A	N/A	N/A	-
002	ISLAMIC	26,710	48,300	2,170	N/A	10,440	N/A	1,610	N/A	15.4
003	TAAWUNIYA	20,100	19,800	N/A	N/A	N/A	N/A	N/A	N/A	-
004	NILEIN	18,700	18,310	N/A	N/A	N/A	N/A	N/A	N/A	-
005	SUDANESE	18,200	18,120	20,410	20,730	13,800	12,560	4,300	4,210	31.1
006	SALAMA	17,340	17,210	N/A	N/A	N/A	N/A	N/A	N/A	-
007	UNITED	14,460	21,500	11,870	18,200	11,870	18,200	3,180	1,700	26.8
008	MIDDLE EAST	13,100	13,950	N/A	N/A	N/A	N/A	N/A	N/A	-
009	BARAKA	12,850	18,390	11,050	N/A	12,460	N/A	1,810	N/A	14.5
010	BLUE NILE	6,800	6,440	N/A	N/A	N/A	N/A	N/A	N/A	-
011	MMI	5,320	5,020	N/A	N/A	N/A	N/A	N/A	N/A	-
012	JUBA	5,010	4,920	N/A	N/A	N/A	N/A	N/A	N/A	-
013	SAVANNA	3,220	3,470	N/A	N/A	N/A	N/A	N/A	-	-
014	GENERAL	810	910	N/A	N/A	N/A	N/A	N/A	N/A	-
	TOTAL (US\$ 000)	223,720	263,040	45,500	38,930	48,570	30,760	10,900	5,910	88
SYRIA										
001	SYRIAN GENERAL	18,900	12,340	N/A	N/A	N/A	N/A	N/A	N/A	-
002	UIC	4,510	2,200	7,780	7,380	3,970	4,330	1,700	2,180	42.8
003	SOLIDARITY ALLIANCE	1,670	650	2,710	1,750	990	690	300	380	30.3
004	ARABIA	1,520	1,260	6,600	4,370	1,450	1,100	350	190	24.1
005	SYRIAN ARAB	1,490	720	8,290	4,450	6,510	3,380	3,140	2,200	48.3
006	AROPE	1,460	490	4,230	2,480	1,630	1,090	490	280	30.1
007	SKIC / GIG	1,420	440	9,240	4,570	6,470	3,270	2,840	1,830	43.9
008	AQEELAH TAKAFUL	1,140	950	9,520	8,870	6,600	3,990	450	490	6.8
009	ORIENT	1,080	570	2,750	1,900	1,150	1,010	290	310	25.2
010	SYRIAN ISLAMIC	990	470	2,900	1,970	680	580	100	110	14.7
011	ADIR	830	300	2,400	1,350	1,030	780	250	120	24.3
012	NATIONAL	800	1,130	4,680	3,490	2,850	1,810	1,090	920	38.2
013	TRUST	250	110	2,120	1,560	860	600	220	-30	25.6
	TOTAL (US\$ 000)	36,060	21,630	63,220	44,140	34,190	22,630	11,220	8,980	354



شركة التأمين الوطنية
NATIONAL INSURANCE COMPANY

معاً ... لأبعد حُدود

(US\$000)

Rank	Company Name	Premium Written 2021	Premium Written 2020	Assets 2021	Assets 2020	Shareholders Equity 2021	Shareholders Equity 2020	Net Profit 2021	Net Profit 2020	Roe (%)
TUNISIA										
001	STAR	126,560	104,440	467,960	468,120	123,270	123,320	7,240	5,790	5.9
002	COMAR	80,970	82,290	205,100	202,180	73,130	72,130	14,700	9,410	20.1
003	GAT	75,800	69,620	214,520	183,300	28,830	35,150	7,930	5,760	27.6
004	MAGHREBIA	70,270	68,500	135,600	134,700	32,110	31,150	7,650	6,900	23.8
005	ASTREE	64,890	64,300	172,100	178,620	53,610	55,290	7,290	9,410	13.6
006	BIAT	59,400	43,480	204,100	170,320	23,700	13,610	5,600	3,200	23.6
007	MAE	52,700	50,240	129,290	184,280	33,560	39,200	1,660	1,930	5.0
008	BH ASSURANCE	51,110	45,090	132,460	112,400	27,900	24,820	4,490	3,420	16.1
009	LLOYD TUNISIEN	50,770	48,540	166,230	161,850	30,790	29,450	2,240	3,820	7.3
010	CTAMA	50,270	44,790	101,000	99,100	18,300	16,100	-1,400	N/A	-7.7
011	AMI	49,600	53,200	170,000	175,750	23,300	24,100	620	230	2.7
012	ATTIJARI	46,100	37,200	N/A	N/A	N/A	N/A	3,910	2,920	-
013	CARTE	45,300	46,800	122,150	132,830	44,300	47,420	3,200	4,420	7.2
014	MAGHREBIA VIE	31,830	28,500	68,350	67,150	10,100	7,300	4,370	3,380	43.3
015	ZITOUNA TAKAFUL	30,210	25,510	81,060	66,000	16,250	13,520	2,820	2,550	17.4
016	HAYETT	27,900	21,540	N/A	N/A	13,010	11,090	2,680	2,370	20.6
017	CARTE VIE	22,700	27,900	N/A	N/A	N/A	N/A	3,100	3,100	-
018	EL AMANA TAKAFUL	13,850	12,020	36,960	35,000	5,680	5,320	1,090	700	19.2
019	GAT VIE	12,800	23,530	N/A	N/A	N/A	N/A	1,010	800	-
020	AT TAKAFULIA	12,080	10,960	N/A	N/A	N/A	N/A	680	610	-
021	COTUNACE	4,850	4,490	N/A	N/A	20,100	18,450	1,500	2,200	7.5
022	LLOYD VIE	2,220	1,840	N/A	N/A	N/A	N/A	-80	-70	-
023	UIB ⁽⁹⁾	N/A	N/A	N/A	N/A	N/A	N/A	N/A	N/A	-
	TOTAL (US\$ 000)	982,180	914,780	2,406,880	2,371,600	577,940	567,420	82,300	72,850	253
UAE										
001	DAMAN HEALTH	1,370,000	1,370,000	2,300,000	2,300,000	690,000	690,000	N/A	N/A	-
002	ORIENT	1,364,520	1,157,300	2,870,120	2,420,360	1,034,270	932,430	129,730	117,170	13.9
003	ADNIC	1,162,780	1,093,200	2,345,040	2,269,700	771,520	683,110	109,500	101,100	16.0
004	OMAN INSURANCE	964,290	976,340	2,061,340	2,071,870	607,320	564,210	56,170	53,530	9.3
005	DUBAI	334,000	250,360	574,000	466,770	172,000	142,200	22,000	15,000	12.8
006	AL AIN AL AHLIA	328,440	328,670	813,530	751,640	354,240	318,720	22,670	20,680	6.4
007	EMIRATES INS.	304,700	283,370	808,230	849,800	319,550	293,460	19,340	29,420	6.1
008	SALAMA	296,480	318,000	1,299,200	1,228,250	229,750	223,710	13,130	37,060	5.7
009	BUHAIRA NATIONAL	245,590	252,370	535,330	523,350	185,530	183,850	6,800	6,530	3.7
010	UNION	245,260	248,510	544,420	482,000	64,170	60,500	3,600	-1,070	5.6
011	DAR AI TAKAFUL	192,370	119,620	431,350	453,000	41,480	39,510	5,880	6,270	14.2
012	NGI	176,000	157,640	430,000	377,750	150,000	133,530	19,000	12,560	12.6
013	TAKAFUL EMARAT	159,110	167,300	296,000	284,000	33,540	29,970	-1,820	110	-5.4
014	SAGR NATIONAL	136,400	139,250	294,720	278,810	70,000	87,270	1,720	1,570	2.5
015	RAK	125,170	134,000	217,120	184,440	55,230	55,330	2,860	3,670	5.2
016	ORIENT TAKAFUL	109,370	82,010	225,590	183,040	56,860	52,590	4,200	1,640	7.4
017	FIDELITY UNITED	104,430	95,980	154,760	139,440	27,380	20,500	2,190	990	8.0
018	Abu Dhabi National Takaful	100,900	115,810	369,990	378,690	140,610	119,620	24,000	21,260	17.1
019	WATANIA	94,680	87,740	139,330	140,680	30,440	28,340	2,070	5,020	6.8
020	WATHBA NATIONAL	86,000	83,500	500,000	426,500	265,000	197,000	45,000	4,150	17.0
021	DHAFRA	85,700	79,100	305,000	265,500	126,200	108,450	10,530	14,930	8.3
022	ALLIANCE	82,840	88,010	374,440	394,080	146,760	143,600	11,200	11,450	7.6
023	DUBAI NATIONAL	82,100	86,370	292,930	253,660	184,970	138,140	15,360	14,980	8.3
024	METHAQ TAKAFUL	82,100	76,840	207,060	193,770	23,090	25,150	-2,060	2,240	-8.9
025	AMAN / UAE	67,970	62,400	365,340	362,070	23,220	17,480	3,350	5,180	14.4
026	FUJAIRAH NATIONAL	65,940	67,300	176,500	170,050	92,470	85,830	5,090	10,080	5.5
027	INSURANCE HOUSE	56,490	59,130	105,080	91,100	40,600	37,060	2,590	3,000	6.4
028	MEDGULF ⁽¹⁴⁾	43,210	43,210	N/A	N/A	N/A	N/A	N/A	N/A	-
029	ASCANA	33,490	29,700	133,220	133,000	84,400	86,900	1,760	7,800	2.1
030	HAYAH	14,120	12,260	50,210	48,710	33,870	33,970	320	540	1.0
031	SHARJAH	7,680	11,720	87,220	76,320	62,750	50,950	7,420	3,270	11.8
032	KHAZNA	1,630	5,450	84,730	105,200	13,600	2,400	11,200	-17,380	82.4
	TOTAL (US\$ 000)	8,523,760	8,082,460	19,391,800	18,303,550	6,130,820	5,585,780	554,800	492,750	304
YEMEN										
001	UNITED	50,040	57,900	57,190	63,260	25,270	30,280	10,110	4,730	33.4
002	CAC	45,350	32,820	18,800	8,000	15,800	9,090	3,800	2,400	24.1
003	MIS	14,620	11,870	1,550	1,420	12,000	10,000	N/A	N/A	-
004	YEMEN GENERAL	8,530	5,970	26,690	15,200	15,540	8,100	2,940	1,300	18.9
005	AMAN	8,310	6,330	2,900	1,820	4,820	3,750	N/A	N/A	-
006	ISLAMIC	5,110	4,080	8,900	8,570	5,200	4,880	1,340	1,110	25.8
007	MAREB	4,920	3,290	17,060	15,000	4,810	3,700	120	90	2.5
008	JAZEERA	2,990	2,690	N/A	N/A	N/A	N/A	N/A	N/A	-
009	YEMENI QATARI	2,870	2,590	8,800	7,020	6,450	5,250	630	520	9.8
010	TRUST	1,750	1,310	4,980	4,520	2,550	2,400	140	570	5.5
011	WATANIA	1,670	1,680	6,600	7,000	870	885	N/A	N/A	-
012	YEMEN INS.	830	730	N/A	N/A	N/A	N/A	N/A	N/A	-
013	SABA'	710	670	N/A	N/A	N/A	N/A	N/A	N/A	-
014	GLOBAL	290	N/A	N/A	N/A	N/A	N/A	N/A	N/A	-
	TOTAL (US\$ 000)	147,990	131,930	153,470	131,810	93,310	78,335	19,080	10,720	120

TOP TPA COMPANIES IN MENA - 2021

COMPANY NAME	NB OF ADHERENTS	COUNTRIES OF OPERATIONS	NOTES
GLOBEMED	25,250,000	KSA - EGYPT- LEBANON - KUWAIT -UAE -BAHRAIN - QATAR - IRAQ - JORDAN -PALESTINE - NIGERIA - OMAN (SOON)	-
NEXTCARE (1)	4,000,000	UAE - LEBANON - KSA - BAHRAIN - QATAR - OMAN - KUWAIT - EGYPT- MOROCCO - TUNISIA - GREECE / ITALY & CHINA (SOON)	-
TOTAL CARE SAUDI (TCS)	+2,000,000	KSA	-
NEURON (2)	1,813,000	UAE - KUWAIT - BAHRAIN - OMAN - QATAR - OTHERS	-
BEST ASSISTANCE	427,030	LEBANON - IRAQ	-
NATHEALTH	358,000	JORDAN - PALESTINE	-
AL HADITHA	239,160	SYRIA	-
MEDEXA	180,000	SYRIA & JORDAN	-
IMPA	161,800	SYRIA	-
INAYA	140,000	EGYPT	GWP: US\$ M 17
MEDICAL CARE	138,530	SYRIA	-
SPECIAL CARE	137,410	SYRIA	-
TOTAL CARE	125,000	LEBANON	-
MEDICALE	100,000	LEBANON	-
INTERMED	100,000	LEBANON	-
MISR HEALTH CARE	80,000	EGYPT - SUDAN - YEMEN	-
CARE CARD	63,860	SYRIA	-
OMEGA	57,000	EGYPT	-
MEDSYR	53,850	SYRIA & IRAQ	79,840,000 SP
SYRIA CARD	1,790	SYRIA	-
MEDNET	N/A	UAE - KSA - JORDAN - OMAN - BAHRAIN - EGYPT	-
TOTAL	35,426,430		

(1) \$ 1.8 bn PREMIUM PER YEAR - \$ 1.5 bn CLAIMS PER YEAR - 13M CLAIMS PROCESSED YEARLY

(2) 3RD BIGGEST TPA CO IN UAE : 1,739,540 ADHERENTS - CLAIMS MANAGED = 6 BILLION AED

15 سنة
لأنكم كانت بوجدنا

مهما صار...
حصل خير

5046 | المتحدة للتأمين UIC
United Insurance Company

Top 50 Global Reinsurance Groups

This **Top 50 Global Reinsurance Groups** directory is based on research data from rating agency A.M. Best. Listing the **top reinsurers in the world**, this directory provides a simple way to analyse the **world's top reinsurance companies**. The **global reinsurance groups** featured are ranked by unaffiliated **gross reinsurance premiums written in 2021 (USD \$m's)**¹. You can sort the table by any of the headings and search it to analyse individual **reinsurance companies**.

Ranking	Reinsurance Company Name	Gross Life & Non-Life Reinsurance Premiums Written	Net Life & Non-Life Reinsurance Premiums Written	Gross Non-Life Only Reinsurance Premiums Written	Net Non-Life Only Reinsurance Premiums Written	Shareholders Funds ⁽²⁾	Loss Ratios ⁽³⁾	Expense Ratios ⁽³⁾	Combined Ratios ⁽³⁾
1	Munich Reinsurance Company	\$46,836	\$44,417	\$32,610	\$31,482	\$35,047	68.7%	30.9%	99.6%
2	Swiss Re Ltd.	\$39,202	\$36,965	\$23,131	\$22,381	\$23,678	67.4%	29.7%	97.1%
3	Hannover Rück S.E. ⁴	\$31,443	\$27,344	\$21,773	\$18,827	\$14,447	69.3%	28.7%	98.0%
4	Canada Life Re	\$23,547	\$23,514	N/A	N/A	\$23,854	N/A	N/A	N/A
5	SCOR S.E.	\$19,933	\$16,242	\$9,319	\$7,939	\$7,251	72.0%	28.6%	100.6%
6	Berkshire Hathaway Inc.	\$19,906	\$19,906	\$14,285	\$14,285	\$514,930	71.9%	23.3%	95.1%
7	Lloyd's ^{5,6}	\$19,343	\$14,263	\$19,343	\$14,263	\$48,242	65.8%	29.4%	95.2%
8	China Reinsurance (Group) Corporation	\$17,808	\$16,181	\$6,956	\$6,608	\$16,104	66.6%	28.4%	95.1%
9	Reinsurance Group of America Inc.	\$13,348	\$12,513	N/A	N/A	\$13,014	N/A	N/A	N/A
10	Everest Re Group Ltd.	\$9,067	\$8,536	\$9,067	\$8,536	\$10,139	71.6%	26.5%	98.1%
11	PartnerRe Ltd.	\$8,204	\$7,134	\$6,557	\$5,511	\$7,544	64.6%	25.9%	90.5%
12	RenaissanceRe Holdings Ltd.	\$7,834	\$5,939	\$7,834	\$5,939	\$7,078	74.6%	27.5%	102.1%
13	Korean Reinsurance Company	\$7,145	\$5,102	\$6,043	\$4,078	\$2,126	86.4%	14.2%	100.6%
14	Transatlantic Holdings, Inc.	\$6,034	\$5,387	\$6,034	\$5,387	\$5,398	69.2%	30.2%	99.5%
15	General Insurance Corporation of India ⁷	\$5,821	\$5,172	\$5,630	\$4,987	\$7,938	88.8%	19.3%	108.1%
16	AXA XL	\$5,480	\$4,313	\$5,480	\$4,313	\$13,139	72.6%	31.2%	103.8%
17	Arch Capital Group Ltd.	\$5,094	\$3,254	\$5,094	\$3,254	\$13,546	67.8%	26.4%	94.2%
18	MS&AD Insurance Group Holdings, Inc. ^{7,8,12}	\$4,393	N/A	\$4,393	N/A	\$14,668	N/A	N/A	97.7%
19	Pacifi LifeCorp	\$4,098	\$3,620	N/A	N/A	\$17,005	N/A	N/A	N/A
20	Sompo International Holdings, Ltd.	\$3,855	\$3,417	\$3,855	\$3,417	\$7,433	63.5%	29.5%	93.1%
21	MAPFRE RE, Compania de Reaseguros S.A. ¹⁰	\$3,719	\$3,165	\$3,080	\$2,534	\$2,035	69.3%	28.7%	98.1%
22	Assicurazioni Generali SpA	\$3,670	\$3,670	\$1,242	\$1,242	\$36,101	83.5%	27.9%	111.4%
23	R+V Versicherung AG ⁹	\$3,421	\$3,421	\$3,421	\$3,421	\$2,435	76.0%	26.3%	102.2%
24	Validus Reinsurance, Ltd.	\$3,171	\$2,452	\$3,171	\$2,452	\$3,548	72.4%	28.6%	101.0%
25	The Toa Reinsurance Company, Limited ^{7,8}	\$2,988	\$2,453	\$2,127	\$1,690	\$2,614	77.6%	32.5%	110.2%
26	Liberty Mutual ¹³	\$2,945	N/A	\$2,945	N/A	\$27,848	62.0%	33.2%	95.2%
27	Odyssey Re Holdings Corp.	\$2,842	\$2,709	\$2,842	\$2,709	\$5,220	75.1%	24.9%	100.0%
28	Axis Capital Holdings Limited	\$2,823	\$2,032	\$2,823	\$2,032	\$5,411	73.2%	26.5%	99.7%
29	Taiping Reinsurance Co. Ltd. ⁸	\$2,339	\$2,051	\$1,447	\$1,229	\$1,507	71.0%	32.9%	103.9%
30	Peak Reinsurance Company Ltd.	\$2,145	\$1,794	\$1,899	\$1,591	\$1,470	75.8%	26.2%	102.1%
31	Caisse Centrale de Reassurance	\$2,144	\$1,964	\$1,968	\$1,792	\$3,191	50.0%	16.8%	66.9%
32	Qianhai Reinsurance Co., Ltd.	\$1,994	\$1,154	\$410	\$350	\$521	75.5%	25.1%	100.5%
33	QBE Insurance Group Limited	\$1,662	\$1,482	\$1,662	\$1,482	\$8,882	66.6%	6.1%	72.8%
34	Aspen Insurance Holdings Limited	\$1,597	\$1,199	\$1,597	\$1,199	\$2,775	63.0%	30.6%	93.6%
35	Deutsche Rückversicherung AG	\$1,577	\$1,042	\$1,475	\$1,000	\$351	76.3%	29.2%	105.5%
36	IRB - Brasil Resseguros S.A.	\$1,552	\$984	\$1,552	\$984	\$644	101.5%	30.5%	132.0%
37	Tokio Millennium Re AG ^{7,12}	\$1,483	\$1,178	\$1,483	\$1,178	\$17,148	N/A	N/A	100.9%
38	SiriusPoint Ltd. ¹³	\$1,350	\$1,125	\$1,350	\$1,125	\$2,503	82.6%	33.7%	116.2%
39	Fidelis	\$1,289	\$573	\$1,289	\$573	\$2,078	84.0%	27.6%	111.6%
40	Markel Corporation	\$1,246	\$1,126	\$1,246	\$1,126	\$14,695	73.9%	31.4%	105.3%
41	W.R. Berkley Corporation ¹²	\$1,228	\$1,119	\$1,228	\$1,119	\$6,653	61.0%	29.7%	90.7%
42	Lancashire	\$1,225	\$816	\$1,225	\$816	\$1,413	67.6%	41.3%	108.9%
43	Allied World Assurance Company Holdings, AG	\$1,201	\$1,106	\$1,201	\$1,106	\$4,792	75.4%	25.7%	101.1%
44	American Agricultural Insurance Company ¹¹	\$927	\$247	\$927	\$247	\$672	82.6%	4.1%	86.7%
45	Chubb Limited	\$873	\$873	\$873	\$873	\$59,714	79.2%	29.4%	108.6%
46	African Reinsurance Corporation	\$845	\$666	\$783	\$612	\$1,001	56.8%	36.7%	93.5%
47	Hiscox Ltd.	\$808	\$274	\$808	\$274	\$2,539	40.8%	29.7%	70.6%
48	Somers Re	\$783	\$705	\$783	\$705	\$943	80.6%	23.7%	104.3%
49	DEVK Re	\$759	\$699	\$754	\$694	\$14,447	76.3%	28.4%	104.7%
50	Central Reinsurance Corporation	\$755	\$702	\$645	\$595	\$698	67.9%	27.6%	95.5%

Showing 1 to 50 of 50 entries

- Notes:**
- All non-USD currencies converted to USD using foreign exchange rate at company's fiscal year-end.
 - As reported on Balance Sheet, unless otherwise noted.
 - Non-Life only.
 - Net premium written data not reported, net premium earned substituted.
 - Lloyd's premiums are reinsurance only. Premiums for certain groups within the rankings may include Lloyd's Syndicate premiums when applicable.
 - Total shareholders' funds includes Lloyd's members' assets and Lloyd's central reserves.
 - Fiscal year-end March 31, 2022.
 - Net asset value used for total shareholders' funds.
 - Ratios are as reported and calculated on a gross basis.
 - Premium data excludes intergroup reinsurance.
 - Data and ratios based on US statutory filing.
 - Ratios are based on the group's operations.
 - Ratios are based on Liberty Mutual Insurance Europe SE financial statements.
- (N/A) – Information not applicable or not available at time of publication.
Source: © A.M. Best Company, Inc. — used by permission.
Note: In 2021, AM Best updated the data used in this table to only include reinsurance premiums, so excluded any direct insurance premiums written by these global reinsurers.

RE_ SILIENT

Fire harnesses the strength within us to stand strong and forge a bright future, even in the face of adversity. It fuels our passion to deliver nothing but the very best to all our clients.

Trust Re. Inspired by the elements.



AP_{EX}
Partner of Choice



www.apexib.com